

Name:	
School/Organization:	
Dealer/Rep:	

Phone:			
E-mail:			
Sales Rep:		Quote:	

# AM-BA SERIES

## 27" HI-LO TREATMENT TABLES

### STANDARD FEATURES:

- Load capacity: 500 lbs
- 27"W x 76"L x 18-37"H
- 34 oz. Heavy-duty vinyl with Permablok 3® bacterial protection
- Steel base with dual foot bar control
- 1.5" High density foam
- Rounded corners
- White powder coat base
- Dual front in-line casters with 3rd wheel drop down for easy maneuverability



AM-BA350

### TABLE CONFIGURATIONS:

<b>AM-BA150</b> - 1 Section	<b>AM-BA200</b> - 2 Section	<b>AM-BA227</b> - 2 Section	<b>AM-BA250</b> - 2 Section with 3pc Head Section
QTY	QTY	QTY	QTY



<b>AM-BA350</b> - 3 Section	<b>AM-BA300</b> - 3 Section with Elevating Midsection	<b>AM-BA330</b> - 3 Section with Drop Ends	<b>AM-BA550</b> - 5 Section with Tilt Down Armrests
QTY	QTY	QTY	QTY





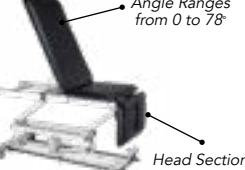
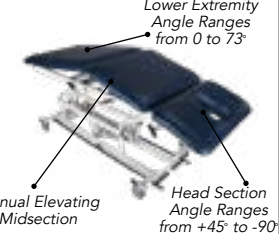
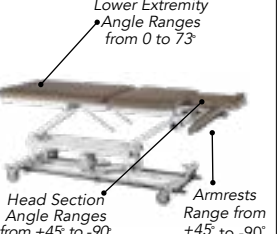
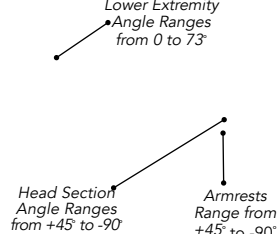
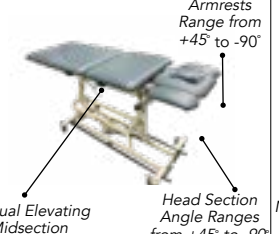
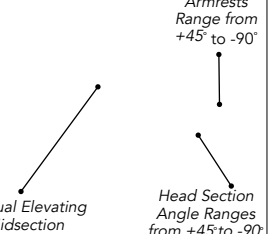


<b>AM-BA555</b> - 5 Section with Adjustable Armrests	<b>AM-BA500</b> - 5 Section with Elevating Midsection & Tilt Down Armrests	<b>AM-BA505</b> - 5 Section with Elevating Midsection & Adjustable Armrests
QTY	QTY	QTY



800.701.5122  
armedicamfg.com












**TABLE FEATURES:**

 <p>Flat Cushion</p>	 <p>Head Section Angle Ranges from +40° to -90°</p>	 <p>Lower Extremity Angle Ranges from 0 to 75°</p>	 <p>Armrests Range from +45° to -90°</p>	 <p>Lower Extremity Angle Ranges from 0 to 78°</p> <p>Head Section Angle Ranges from +45° to -90°</p>
AM-BA150	AM-BA200	AM-BA227	AM-BA250	AM-BA350
 <p>Lower Extremity Angle Ranges from 0 to 73°</p> <p>Manual Elevating Midsection</p> <p>Head Section Angle Ranges from +45° to -90°</p>	 <p>Lower Extremity Angle Ranges from 0 to 73°</p> <p>Head Section Angle Ranges from +45° to -90°</p> <p>Armrests Range from +45° to -90°</p>	 <p>Lower Extremity Angle Ranges from 0 to 73°</p> <p>Head Section Angle Ranges from +45° to -90°</p> <p>Armrests Range from +45° to -90°</p>	 <p>Armrests Range from +45° to -90°</p> <p>Manual Elevating Midsection</p> <p>Head Section Angle Ranges from +45° to -90°</p>	 <p>Armrests Range from +45° to -90°</p> <p>Manual Elevating Midsection</p> <p>Head Section Angle Ranges from +45° to -90°</p>
AM-BA300	AM-BA550	AM-BA555	AM-BA500	AM-BA505

**OPTIONS:**

<b>AM-804</b> - Paper Holder with Cutter (Accommodates 18-21" Paper Rolls)
<b>AM-18</b> - Face Cutout
<b>AM-17</b> - Face Plug (Must order AM-18 also if ordering AM-BA150, & AM-BA227)
<b>AM-91</b> - Add 1" Extra Soft Foam
<b>AM-875</b> - Shoulder Mobilization Accessory (3 & 5 Section Only)
<b>AM-1025</b> - Adjustable Armrest Package (2 Section Only)
<b>SP30</b> - 30"W
<b>19855</b> - Add-on Belt & Brackets
<b>SPCO</b> - Special Vinyl Color (Provided by Customer)
<b>SPBASE</b> - Special Base Color (Select Custom Base Color)
<b>12088</b> - Side Panel 9 x 33.25 Perforated
<b>12075</b> - Side Panel 9 x 33.25 Flat
<b>14815</b> - Nose Hole Diamond




**STANDARD UPHOLSTERY CHOICES:**

 Imperial Blue	 Taupe
 Blue Ridge	 Burgundy
 Forest Green	 Dove Gray
 Black	 Greystone
 Cappuccino	 Merlot
 Patina	

**STANDARD BASE COLOR:**

 Office White
---

**CUSTOM BASE COLORS:**

 Black
 Steel Gray
 Metallic Silver