



Contoured Small Arm Cuff
Brazalete contorneado pequeño
para el brazo
Petit brassard profilé
CD-CS9

• *Instructions for use*

EN

Thank you for purchasing the OMRON Contoured Small Arm Cuff (CD-CS9). This cuff is designed for an arm circumference size of 7" to 9" (17 to 22 cm). Please refer to the instruction manual included with your Blood Pressure Monitor for complete instructions on correctly using your monitor.

 Please read this instruction manual thoroughly before using the unit.
Please keep for future reference.

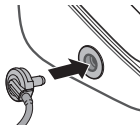
 **Caution:** Indicates a potentially hazardous situation which, if not avoided, may result in minor or moderate injury to the user or patient or damage to the equipment or other property.

- Use only the approved OMRON Blood Pressure Monitor with this cuff. Works with OMRON Advanced Accuracy blood pressure monitors compatible with D-Ring Cuff.
- Use the same arm cuff model as written next to the air jack. Do not use any other type of arm cuff.
- Do not wash the cuff or wet the cuff with any liquid.

Instructions for use

Remove tight-fitting clothing or tight rolled up sleeve from your left upper arm.
Do not place the arm cuff over thick clothes.

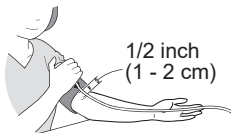
1. Insert the air plug into the air jack securely.



2. Wrap the arm cuff firmly in place around your left upper arm.



The bottom edge of the arm cuff should be 1/2 inch (1 - 2 cm) above the elbow. Marker (arrow under the air tube) is centered on the middle of your inner arm. Air tube is on the inside of your arm and aligned with your middle finger.



3. Secure closed with the fabric fastener.





Taking measurements on the right arm

The air tube will run along the inside of your arm. Be careful not to rest your arm on the air tube.

Note: Blood pressure can differ between the right arm and the left arm, and the measured blood pressure values can be different. OMRON recommends to always use the same arm for measurement. If the values between both arms differ substantially, please check with your physician which arm to use for your measurement.

- Use a soft and dry cloth, or a soft and moistened cloth and neutral soap to clean the arm cuff.
- Do not use gasoline, thinners or similar solvents to clean the arm cuff.
- Do not store the arm cuff in extreme temperatures, humidity, direct sunlight, dust or corrosive vapors.
- Do not bend or crease the air tube excessively.

Maintenance

Limited Warranty

Your CD-CS9 cuff is warranted to be free from defects in materials and workmanship within 1 year from the date of purchase, when this cuff is used in accordance with the instructions provided with this cuff. The above warranty extends only to the original retail purchaser. We will, at our option, replace without charge any arm cuff covered by the above warranty. Replacement is our only responsibility and your only remedy under the above warranty. To obtain warranty service contact Customer Service by calling 1-800-634-4350 for the address of the inspection center, the return shipping and handling fee, and further instructions.

THE FOREGOING IS THE SOLE WARRANTY PROVIDED BY OMRON IN CONNECTION WITH THIS PRODUCT, AND OMRON HEREBY DISCLAIMS ANY OTHER WARRANTIES, EXPRESS OR IMPLIED, INCLUDING IMPLIED WARRANTIES OF MERCHANTABILITY AND FITNESS FOR A PARTICULAR PURPOSE. IMPLIED WARRANTIES AND OTHER TERMS THAT MAY BE IMPOSED BY LAW, IF ANY, ARE LIMITED IN DURATION TO THE PERIOD OF THE ABOVE EXPRESS WARRANTY.

OMRON SHALL NOT BE LIABLE FOR LOSS OF USE OR ANY OTHER SPECIAL, INCIDENTAL, CONSEQUENTIAL OR INDIRECT COSTS, EXPENSES OR DAMAGES.

This warranty provides you with specific legal rights, and you may have other rights which vary from state to state. Some states do not allow limitations on how long an implied warranty lasts, so the above limitation may not apply to you. Some states do not allow the exclusion or limitation of incidental or consequential damages, so the above limitation or exclusion may not apply to you.

EN

Product Description	Blood pressure monitor cuff
Model	Contoured Small Arm Cuff CD-CS9
Arm Circumference	7" to 9" (17 to 22 cm)
Dimensions	Approx. 4 3/5" × 14 1/2" (air tube: 23 5/8") (116.5 mm × 368 mm (air tube: 600 mm))
Operating temperature / humidity	50°F to 104°F (10°C to 40°C) / 15 to 90% RH
Storage temperature /humidity / air pressure	-4°F to 140°F (-20°C to 60°C) / 10 to 95% RH / 700 to 1060 hPa