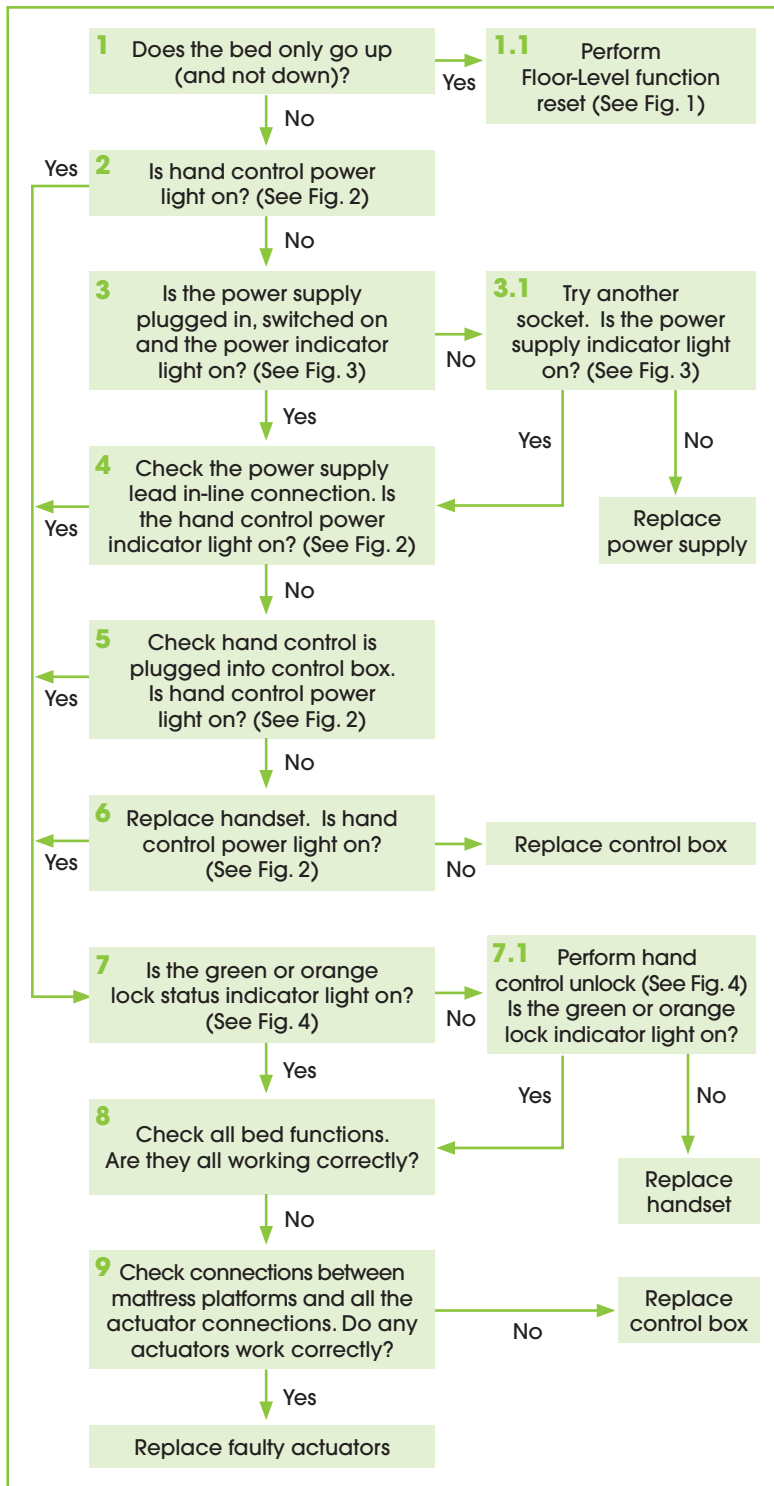


# FloorBed Troubleshooting Guide

(FloorBed 1, FloorBed 1-Plus and FloorBed 2)

**WARNING** - This troubleshooting guide MUST be read in conjunction with the User Manual supplied with the bed. All warnings in the User Manual apply. Further User Manual copies are available on request.

	FloorBed 1	FloorBed 1-Plus	FloorBed 2
Applicable To Models:	NSB-0-FL1-100 (Dewert Motor System Only) NSB-0-FL1-200 NSB-0-FL1-200US	NSB-0-FL5-100 NSB-0-FL5-200 NSB-0-FL5-200US	NSB-0-FL2-200

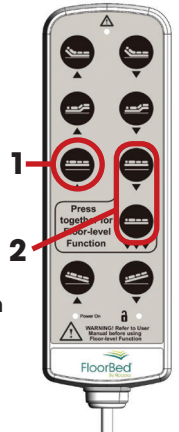


**Figure 1:**

FloorBed Floor-Level function reset procedure

Refer to Warnings and Bed Controls in the User Manual:

1. Raise the bed to the full height using the 'raise bed' (1) button on the hand control.
2. Lower the bed to the Floor-Level position using the double button Floor-Level function (2) as indicated on the hand control.
3. Reset is complete.



**Figure 2:**

FloorBed Hand Control

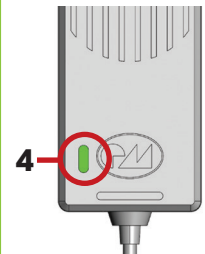
Power on indicator (3)



**Figure 3:**

FloorBed Power Supply

Power on indicator (4)



**Figure 4:**

FloorBed Hand Control



Swipe	Indicator	Functionality
	○	Locked
1st	●	Standard unlock
2nd	●	Std. unlock inc. Trendelenburg
3rd	○	Locked