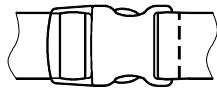


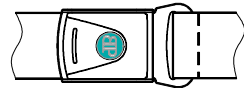
PUSH-BUTTON

SIZE	PART NUMBER
S32	N/A
S38	N/A
M36	HB205-M36
M46	HB205-M46
L62	HB205-L62
L82	HB205-L82
L92	HB205-L92



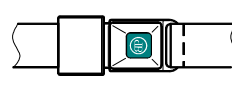
PLASTIC SIDE-RELEASE

SIZE	PART NUMBER
S32	HB215-S32
S38	HB215-S38
M36	HB215-M36
M46	HB215-M46
L62	HB215-L62



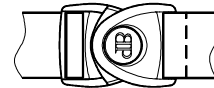
REHAB LATCH

SIZE	PART NUMBER
S32	N/A
S38	N/A
M36	HB225-M36
M46	HB225-M46
L62	HB225-L62



X-SMALL METAL PUSH-BUTTON

SIZE	PART NUMBER
S32	HB235-S32
S38	HB235-S38
M36	N/A
M46	N/A
L62	N/A



SWIVEL

SIZE	PART NUMBER
S32	HB275-S32
S38	HB275-S38
M36	HB275-M36
M46	HB275-M46
L62	N/A

Sub-ASIS COMPATIBLE BELT

S38	N/A
M46	LB205-M46
L62	LB205-L62

Sub-ASIS COMPATIBLE BELT

S38	N/A
M46	LB225-M46
L62	LB225-L62

Sub-ASIS COMPATIBLE BELT

S38	LB235-S38
M46	N/A
L62	N/A

TO COMPLETE YOUR PART NUMBER, SELECT THE END-FITTING OPTION BELOW:

-A1 + **FLAT-MOUNT™**
END FITTING PART NUMBERS
S (1") HKA1-R-1
M (1-1/2") HKA1-G-1
L (2") HKA1-B-1

-B1 +

-A2 + **CINCH-MOUNT™**
END FITTING PART NUMBERS
S (1") HKA2-R-1
M (1-1/2") HKA2-G-1
L (2") HKA2-B-1

-B2