

TOTAL LENGTH

S32 & S38	127cm (50")
M36	140cm (55")
M46	152cm (60")
L62	165 cm (65")

PADED LENGTH

S32	32cm (12-1/2")
S38	38cm (15")
M36	36cm (14")
M46	46cm (18")
L62	62cm (24-1/2")

WEBBING WIDTH

S32 & S38	2.5cm (1")
M36 & M46	4cm (1-1/2")
L62	5cm (2")

PAD WIDTH

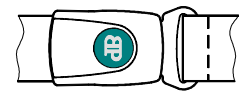
S32	4.5cm (1-3/4")
S38	5cm (2")
M36 & M46	5.5cm (2-1/4")
L62	7cm (2-3/4")

ADJUSTMENT STRAP RANGE

S32 & S38	7.5cm (3")
M36	9cm (3-1/2")
M46	10cm (4")
L62	11.5cm (4-1/2")

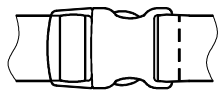
SECONDARY STRAP LENGTH

S32 & S38	46 cm (18")
M36	51 cm (20")
M46	58.5 cm (23")
L62	63.5 cm (25")



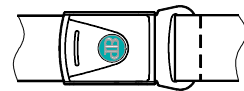
PUSH-BUTTON

SIZE	PART NUMBER
S32	N/A
S38	N/A
M36	HB405-M36
M46	HB405-M46
L62	HB405-L62



PLASTIC SIDE-RELEASE

SIZE	PART NUMBER
S32	HB415-S32
S38	HB415-S38
M36	HB415-M36
M46	HB415-M46
L62	HB415-L62



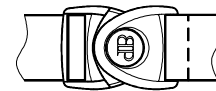
REHAB LATCH

SIZE	PART NUMBER
S32	N/A
S38	N/A
M36	HB425-M36
M46	HB425-M46
L62	HB425-L62



X-SMALL METAL PUSH-BUTTON

SIZE	PART NUMBER
S32	HB435-S32
S38	HB435-S38
M36	N/A
M46	N/A
L62	N/A



SWIVEL

SIZE	PART NUMBER
S32	N/A
S38	HB475-S38
M36	N/A
M46	HB475-M46
L62	N/A

Sub-ASIS COMPATIBLE BELT

S38	N/A
M46	LB405-M46
L62	LB405-L62

Sub-ASIS COMPATIBLE BELT

S38	N/A
M46	LB425-M46
L62	LB425-L62

Sub-ASIS COMPATIBLE BELT

S38	LB435-S38
M46	N/A
L62	N/A

TO COMPLETE YOUR PART NUMBER, SELECT THE END-FITTING OPTION BELOW:

-A1 **FLAT-MOUNT™**
END FITTING PART NUMBERS
S (1") HKA1-R-1
M (1-1/2") HKA1-G-1
L (2") HKA1-B-1

-B1

-A2 **CINCH-MOUNT™**
END FITTING PART NUMBERS
S (1") HKA2-R-1
M (1-1/2") HKA2-G-1
L (2") HKA2-B-1

-B2

description

HIP BELT, 4-POINT, CENTER-PULL, TECHNICAL SPECS

drawing no.

D15-0210-31

date originated

2/10/2015

drawn by

D. DOUGAL

rev.

D