

TOTAL LENGTH

S32 & S38	127cm (50")
M36	140cm (55")
M46	152cm (60")
L62	165cm (65")

PADED LENGTH

S32	32cm (12-1/2")
S38	38cm (15")
M36	36cm (14")
M46	46cm (18")
L62	62cm (24-1/2")

 CLOSED CELL FOAM PAD
 S = 7mm THICK
 M, L = 11mm THICK

PAD WIDTH

S32	4.5cm (1-3/4")
S38	5cm (2")
M36 & M46	5.5cm (2-1/4")
L62	7cm (2-3/4")

WEBBING WIDTH

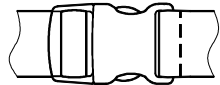
S32 & S38	2.5cm (1")
M36 & M46	4cm (1-1/2")
L62	5cm (2")

ADJUSTMENT STRAP RANGE

S32 & S38	6.5cm (2-1/2")
M36	7.5cm (3")
M46	9.5cm (3-3/4")
L62	11.5cm (4-1/2")

SECONDARY STRAP LENGTH

S32 & S38	46 cm (18")
M36	51 cm (20")
M46	58.5 cm (23")
L62	63.5 cm (25")








**PLASTIC
SIDE-RELEASE**

SIZE	PART NUMBER
S32	HB416-S32
S38	HB416-S38
M36	HB416-M36
M46	HB416-M46
L62	HB416-L62

Sub-ASIS COMPATIBLE BELT

S38	LB416-S38
-----	-----------

TO COMPLETE YOUR PART NUMBER, SELECT THE END-FITTING OPTION BELOW:

-A1  + 	FLAT-MOUNT™ END FITTING PART NUMBERS S (1") HKA1-R-1 M (1-1/2") HKA1-G-1 L (2") HKA1-B-1
-B1 	
-A2  + 	CINCH-MOUNT™ END FITTING PART NUMBERS S (1") HKA2-R-1 M (1-1/2") HKA2-G-1 L (2") HKA2-B-1
-B2 	

note

description

HIP BELT, 4-POINT, DUAL-PULL, TECHNICAL SPECS

drawing no.

D16-1116-30

date originated

11/16/2016

drawn by

D. DOUGAL

rev.

C