

PELVIC POSITIONING

The pelvis is the key to postural alignment as it dictates the position of the trunk, head and extremities.

PUSH-BUTTON BUCKLE

The Bodypoint® Push-Button Buckle is sleek and low profile. Engineered for comfort and performance, this new design offers a range of features that therapists and users have requested for years. The patented construction allows for removal of the buckle cover for easy cleaning, or to change the desired button hole size – in effect providing three buckle options in a single design.

Light Weight • Durable • Low Profile • Easy to Clean • Assisted Spring Release



Standard Access Cover
(Ø 22mm Button)



Lighter weight (1/3 lighter than comparable push-button models) with rounded edges that improve comfort and prevent snagging on clothing.



Chrome-plated steel construction for superior strength and durability. Lower profile for a less bulky appearance.



Optional covers:
Reduced Access Cover (Ø14mm button),
Security Cover (Ø6mm button).
Sold separately.
See page 11 for ordering information.

SELECT A BODYPOINT HIP BELT IN 6 STEPS

1. SELECT BELT TYPE

- Padded (pg. 7)
- Non-Padded (pg. 11)
- Hook-and-Loop Compatible (pg. 8)

2. TWO- OR FOUR-POINT



TWO-POINT HIP BELT

Two points of attachment to the wheelchair. Suitable when the belt is supporting users with low tone or weakness.



FOUR-POINT HIP BELT

Four points of attachment to the wheelchair. Primary straps position the belt like two-point hip belt and secondary straps anchor the belt in position to prevent it from riding up into the abdomen or twisting.

3. SELECT BUCKLE

OPTIONAL COVERS:



Push-Button Buckle

Low profile, smooth, snag-free corners. Removable cover for changing release hole size and easy cleaning. Standard Access Cover (a) included. Reduced Access Cover (b) and Security Cover (c) sold separately.



Plastic Side-Release
Lightweight, secure snap action.



Rehab Latch™ Buckle
Lightweight, strong, low profile, easy to operate with limited hand function.



Extra Small Metal Push-Button
Strong, secure, child-sized buckle. Buckle Security Cover also available. (See pg. 11)

4. SELECT A PULL TYPE



CENTER-PULL HIP BELT

Operator: User or caregiver
Adjustment: Tightens at the center buckle.
Buckles: Available in the full buckle range.
Applications: Clients with low muscle tone or weakness.



REAR-PULL HIP BELT

Operator: Caregiver
Adjustment: Tightens from the rear of the pad pulling toward the center.
Buckles: Available in full buckle range.
Applications: Clients with high tone. Counters pelvic rotation by allowing the caregiver to position one side of the pelvis, lock it in place and then position on the other side.



DUAL-PULL HIP BELT

Operator: User or caregiver
Adjustment: Tightens from both sides of the center buckle.
Buckles: Side-release buckle only
Applications: Clients requiring greater adjustment to accommodate clothing and weight changes.

5. SELECT A SIZE

Sizes range from extra small to large and vary by style (see pg. 7-8). See measurement section to the left for details.

6. SELECT A MOUNTING OPTION



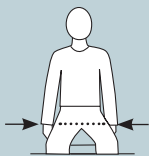
Cinch-Mount™
Time saving, precise, easy adjustment

Flat-Mount™
Versatile, lowest profile



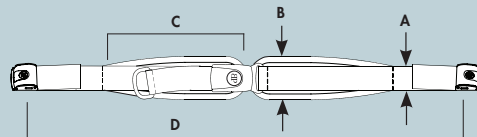
FrameSaver™ Clamp (optional)
Create a mounting point without drilling. Fits Ø7/8"–Ø1" (22-25mm) tube.

MEASURING FOR A HIP BELT



Measure hip width across the greater trochanters with the person seated. If the hip width falls between sizes on our chart, consider other factors such as growth, weight changes and clothing.

XS	5–9" (13–23cm)
S	7–11" (18–28cm)
M	9–15" (23–38cm)
L	13–19" (33–48cm)



	A	B	C	D
XS	1" (25mm)	1-3/4" (44mm)	6" (15cm)	50" (127cm)
S	1-1/2" (38mm)	2-1/4" (57mm)	7" (18cm)	55" (140cm)
M	1-1/2" (38mm)	2-1/2" (64mm)	9" (23cm)	60" (152cm)
L	2" (50mm)	3" (76mm)	11" (28cm)	65" (165cm)



All Bodypoint® hip belts are tested to the new standards for wheelchair seating postural support devices.
 Standards-tested products can be trusted to deliver the fit, durability, safety and performance you expect and deserve—empowering wheelchair users, care providers and commercial partners to be positioning champions.

TWO-POINT PADDED HIP BELTS

		Push-Button	Plastic Side-Release	Rehab Latch™	Extra Small Metal Push-Button
CENTER-PULL	XS		HB215XS		HB235XS†
	S	HB205S*	HB215S	HB225S	
	M	HB205M*	HB215M	HB225M	
	L	HB205L**	HB215L	HB225L	
DUAL-PULL	XS		HB216XS		
	S		HB216S		
	M		HB216M		
	L		HB216L		
REAR-PULL	XS		HB219XS		HB239XS†
	S	HB209S*	HB219S	HB229S	
	M	HB209M*	HB219M	HB229M	

*Accepts the FS018D-1 Reduced Access and FS018C-1 Security Covers (see page 11).

**Accepts the FS019D-1 Reduced Access and FS019C-1 Security Covers (see page 11).

†Accepts FS029C-1 Buckle Security Cover (see page 11).

FOUR-POINT PADDED HIP BELTS

		Push-Button	Plastic Side-Release	Rehab Latch™	Extra Small Metal Push-Button
CENTER-PULL	XS		HB415XS		HB435XS†
	S	HB405S*	HB415S	HB425S	
	M	HB405M*	HB415M	HB425M	
	L	HB405L**	HB415L	HB425L	
DUAL-PULL	XS		HB416XS		
	S		HB416S		
	M		HB416M		
	L		HB416L		
REAR-PULL	XS		HB419XS		HB439XS†
	S	HB409S*	HB419S	HB429S	
	M	HB409M*	HB419M	HB429M	

*Accepts the FS018D-1 Reduced Access and FS018C-1 Security Covers (see page 11).

**Accepts the FS019D-1 Reduced Access and FS019C-1 Security Covers (see page 11).

†Accepts FS029C-1 Buckle Security Cover (see page 11).

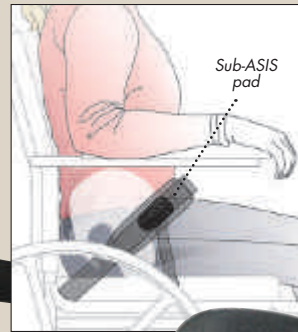
To complete your part number, select the mounting options below:

Flat-Mount™ + FrameSaver™ Clamp		-A1
Flat-Mount™ Only		-B1
Cinch-Mount™ + FrameSaver™ Clamp		-A2
Cinch-Mount™ Only		-B2
FrameSaver™ Clamp, Cinch-Mount™ and Flat-Mount™ hardware is standards-tested as part of the complete hip belt system.		

Example: **HB205S-B1**

Product number for the Center-Pull Push-Button Buckle, size Small with Flat-Mount™ only.

SUB-ASIS COMPATIBLE BELTS



SUB-ASIS PADS

The teardrop-shaped gel pads comfortably space the belt away from the abdomen (reducing pressure on the bladder), while firmly controlling the pelvis just below the ASIS.

PD402-2 Extra Small/Small
PD401-2 Medium/Large

To complete your part number, select the end-fitting option below:

Flat-Mount™ + FrameSaver™ Clamp		-A1
Flat-Mount™ Only		-B1
Cinch-Mount™ + FrameSaver™ Clamp		-A2
Cinch-Mount™ Only		-B2

Combined with Sub-ASIS pads, our Sub-ASIS Compatible Belt provides two firm points of contact with the pelvis. The result is greatly enhanced stability and improved control of obliquity and rotation while minimizing abdominal compression.

		Size	Push-Button	Plastic Side-Release	Rehab Latch™	Extra Small Metal Push-Button
TWO-POINT	Center-Pull	XS				LB235XS ¹
		M	LB205M*		LB225M	
		L	LB205L**		LB225L	
	Rear-Pull	M			LB229M	
FOUR-POINT	Center-Pull	XS				LB435XS ¹
		S			LB425S	
		M	LB405M*		LB425M	
	Dual-Pull	L	LB405L**		LB425L	
		Rear-Pull	XS		LB416XS	
			M			LB429M

*Accepts the FS018D-1 Reduced Access and FS018C-1 Security Covers (see page 11). **Accepts the FS019D-1 Reduced Access and FS019C-1 Security Covers (see page 11). ¹Accepts FS029C-1 Buckle Security Cover (see page 11).

Measuring for Sub-ASIS Compatible Belts

Size	Sitting Hip Width*	User Mass
XS	8-11" (20-28 cm)	15-35 kg
M	11-14" (28-36 cm)	35-70 kg
L	14-18" (36-46 cm)	70-130 kg

*Sitting hip width measured across the greater trochanters



All Bodypoint® hip belts are tested to the new standards for wheelchair seating postural support devices.

Standards-tested products can be trusted to deliver the fit, durability, safety and performance you expect and deserve—empowering wheelchair users, care providers and commercial partners to be positioning champions.

**OPTIONAL PUSH-BUTTON
BUCKLE COVERS**

(Push-Button Buckle shown on page 6)



REDUCED ACCESS COVER

FS018D-1 1-1/2", Ø14mm button
For use with small and medium belts.

FS018D-50 Pack of 50

FS019D-1 2", Ø14mm button

For use with large belts.

FS019D-50 Pack of 50



SECURITY COVER

FS018C-1 1-1/2", Ø6mm button
For use with small and medium belts.

FS018C-50 Pack of 50

FS019C-1 2", Ø6mm button

For use with large belts.

FS019C-50 Pack of 50



**EXTRA SMALL
BUCKLE SECURITY COVER**

Snaps securely onto our Extra Small Metal Push-Button Buckle, limiting access by even the smallest fingers. Open instantly with a pen tip. **FS029C-1**



Shown: Previous Metal Push-Button Buckle with Buckle Security Cover Attached.



BUCKLE SECURITY COVER

Snaps securely onto our previous Metal Push-Button Buckle (no longer available), limiting access by even the smallest fingers. Open instantly with a pen tip. **FS025C-1**

**NON-PADDED
HIP BELTS**



	Size	Push-Button	Plastic Side-Release	Rehab Latch™	Compact Push-Button
Center-Pull	XS		NB215XS		
	M	NB205M*	NB215M	NB225M	NB245M
	L	NB205L**	NB215L	NB225L	NB245L†
Center-Pull Quad Belt	L			NB225LT	

*Accepts the FS018D-1 Reduced Access and FS018C-1 Security Covers.

**Accepts the FS019D-1 Reduced Access and FS019C-1 Security Covers.

To complete your part number, select the end-fitting option in the chart below



Flat-Mount™ + FrameSaver™ Clamp		-A1
Flat-Mount™ Only		-B1
Cinch-Mount™ + FrameSaver™ Clamp		-A2
Cinch-Mount™ Only		-B2

SLIP-ON PADS

Allow you to add cushioning where additional relief is needed on belts and harnesses.

PD304 Small

Fits webbing: 1" (25mm)
Length: 8" (20cm)

PD305 Medium

Fits webbing: 1-1/2" (38mm)
Length: 10" (25cm)

PD306 Large

Fits webbing: 2" (50mm)
Length: 12" (30cm)



LEG HARNESS

Holds each leg at the inner thigh, providing exceptional resistance to pelvic rotation and obliquity, without limiting anterior movement or pressing on the bladder. Sold in pairs.

LH600S-A1 or -A2 or -B2 Small

Length: 9" (23cm), Width: 1-1/2" (4cm)

LH600M-A1 or -A2 or -B2 Medium

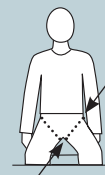
Length: 13" (33cm), Width: 1-3/4" (4.5cm)

LH600L-A1 or -A2 or -B2 Large

Length: 15" (38cm), Width: 2" (5cm)



**MEASURING FOR
A LEG HARNESS**



Measure from the Anterior Superior Iliac Spine (ASIS) to the point where the inner thigh touches the seat.

S	Fits 8–11" (20–28cm)
M	Fits 11–14" (28–36cm)
L	Fits 14–16" (36–41cm)