



Carex Health Brands



**Mobility & Comfort for  
your active lifestyle**

# Rolling Walker

Provides added stability while walking



# 1 Part Check

# 6 Installing Backrest



2 Handles



1 Backrest



6 Hand screws



2 Front wheels



2 Rear wheels



6 Bolts with plastic washers



1

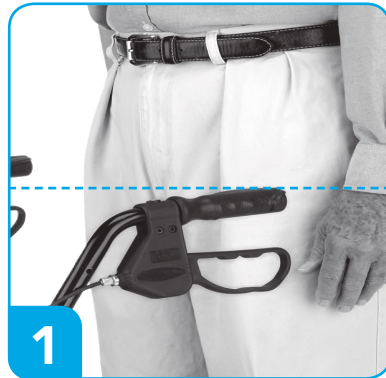


2




Note: actual items may vary slightly from what is shown.

# 5 Adjusting the handles


# 2 Front wheel assembly




# 3 Rear wheel & brake assembly



## Brake Assembly



# 4 Unfolding walker & installing handles



See image below:  
Handle brakes lock for safety.

- Squeeze handle to brake
- Press handle down to engage lock

