

ACTA-RELIEF TS



Featuring Boa® Technology



FRONT VIEW



SHELL VIEW



WITH HEADREST MOUNTING BRACKET

AVAILABLE
FALL 2014

FEATURES

Features flexible, adjustable straps that allow this product to offset the center of pressure and better remove pressure points from the spine.

This allows for more aggressive molding to each individual patient's natural anatomy to support many seating positions ranging from upright seating to a severely rotated back.

Equipped with an oversized aluminum shell cut-out to allow deeper immersion into the back.

Thick Viscool™ surface layer adds extra comfort and support by contouring to the user's body.

Head supports (E0955) and hardware are optional and available on page 42.

WEIGHT CAPACITY

16" Wide	250 lbs
18" Wide	250 lbs
20" Wide	300 lbs

STANDARD SIZES

	16" Wide	18" Wide	20" Wide
18" Height	18 x 16	18 x 18	18 x 20
20" Height	20 x 16	20 x 18	20 x 20
22" Height	22 x 16	22 x 18	22 x 20

4"W x 3"T LATERAL PART NUMBERS		
Hardware	Stretch-Air	Comfort-Tek
COMPASS QUICK RELEASE 2-POINT	BK-K4TS-XXSC-YY	BK-K4TS-XXFC-YY
COMPASS NON-QUICK RELEASE 2-POINT	BK-K4TS-XXSN-YY	BK-K4TS-XXFN-YY
COMPASS QUICK RELEASE 4-POINT	BK-K4TS-XXSX-YY	BK-K4TS-XXFX-YY
COMPASS NON-QUICK RELEASE 4-POINT	BK-K4TS-XXSNX-YY	BK-K4TS-XXFNX-YY

XX & YY TO BE REPLACED. XX = HEIGHT & YY = WIDTH

5"W x 4"T LATERAL PART NUMBERS		
Hardware	Stretch-Air	Comfort-Tek
COMPASS QUICK RELEASE 2-POINT	BK-K5TS-XXSC-YY	BK-K5TS-XXFC-YY
COMPASS NON-QUICK RELEASE 2-POINT	BK-K5TS-XXSN-YY	BK-K5TS-XXFN-YY
COMPASS QUICK RELEASE 4-POINT	BK-K5TS-XXSX-YY	BK-K5TS-XXFX-YY
COMPASS NON-QUICK RELEASE 4-POINT	BK-K5TS-XXSNX-YY	BK-K5TS-XXFNX-YY

XX & YY TO BE REPLACED. XX = HEIGHT & YY = WIDTH

6"W x 4"T LATERAL PART NUMBERS		
Hardware	Stretch-Air	Comfort-Tek
COMPASS QUICK RELEASE 2-POINT	BK-K6TS-XXSC-YY	BK-K6TS-XXFC-YY
COMPASS NON-QUICK RELEASE 2-POINT	BK-K6TS-XXSN-YY	BK-K6TS-XXFN-YY
COMPASS QUICK RELEASE 4-POINT	BK-K6TS-XXSX-YY	BK-K6TS-XXFX-YY
COMPASS NON-QUICK RELEASE 4-POINT	BK-K6TS-XXSNX-YY	BK-K6TS-XXFNX-YY

XX & YY TO BE REPLACED. XX = HEIGHT & YY = WIDTH

7"W x 5"T LATERAL PART NUMBERS		
Hardware	Stretch-Air	Comfort-Tek
COMPASS QUICK RELEASE 2-POINT	BK-K7TS-XXSC-YY	BK-K7TS-XXFC-YY
COMPASS NON-QUICK RELEASE 2-POINT	BK-K7TS-XXSN-YY	BK-K7TS-XXFN-YY
COMPASS QUICK RELEASE 4-POINT	BK-K7TS-XXSX-YY	BK-K7TS-XXFX-YY
COMPASS NON-QUICK RELEASE 4-POINT	BK-K7TS-XXSNX-YY	BK-K7TS-XXFNX-YY

XX & YY TO BE REPLACED. XX = HEIGHT & YY = WIDTH

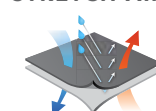
HARDWARE OPTIONS

- C : Compass Quick Release 2 Point
- N : Compass Non-Quick Release 2 Point
- X : Compass Quick Release 4 Point
- NX : Compass Non-Quick Release 4 Point

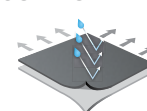
*See page 22 for details.

COVER OPTIONS

STRETCH-AIR

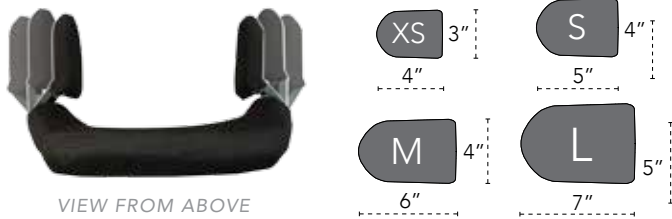


COMFORT-TEK



*See page 3 for details.

LATERAL TRUNK SUPPORTS



VIEW FROM ABOVE

Lateral trunk supports are constructed with moldable stainless steel and protective foam.

Maximum distance between two lateral supports is equal to the width of the wheelchair.

Minimum distance between two lateral supports is 8" less than the width of the wheelchair.

Lateral trunk supports are available in four different sizes (Extra Small, Small, Medium, and Large).

Lateral trunk supports have up to 8" of width adjustment (4" per pad) and 1.5" depth adjustment each.

Rigid lateral hardware comes standard. Swing-Away lateral hardware must be ordered in conjunction with the back if preferred.

THE BOA® ADVANTAGE



MICRO-ADJUSTABLE: Each click of the Boa® reel offers one millimeter of precision fit adjustment.

SECURE: Once the Boa® reel is locked into place, it stays that way.

CUSTOMIZABLE FIT: Boa® delivers smooth, even adjustment with no pressure points for maximum comfort.

CONVENIENT: The Boa® closure system offers an adjustment solution free of messy straps, ratchets, and fasteners.

THE BOA® REEL



Pull to release tension.



Push to engage the system. Turn right to tighten.