

ACTA-BACK®

ACTA-BACK®

E2613 / E2614
POSITIONING BACK, POSTERIOR



FRONT VIEW



SHELL VIEW

CLINICIAN TIP

Great choice for those with trunk stability
Add lateral supports to accommodate leaning

ACTA-BACK® DEEP



E2615 / E2616
POSITIONING BACK,
POSTERIOR LATERAL

ACTA-BACK® CONTOUR



E2620 / E2621
POSITIONING BACK, PLANAR
WITH LATERAL SUPPORTS

ACTA-BACK® LTS



E2620 / E2621
POSITIONING BACK, PLANAR
WITH LATERAL SUPPORTS

ACTA-BACK SERIES PRODUCT FEATURES

- Patented moldable aluminum stays conform and support the user's back.
- Complete with patented Compass® or Power Mount Hardware.
- Durable aluminum shell comes with head support holes.
- Aluminum shell comes with lateral trunk support hardware slots (excluding Acta-Back Deep®).
- Three layer foam construction, including comfortable Visco surface layer.
- BodiLink™ Head Support (E0955) and Hardware (E1028) are optional and available on page 20.

ACTA-BACK® HARDWARE OPTIONS

See page 4-5 for details.

Compass® 4 Quick Release 2 Point (Q-COMPASS)

Compass® 4 Fixed 2 Point (NQ-COMPASS)

Compass® 4 Quick Release 4 Point (Q-COMPASS4)

Compass® 4 Fixed 4 Point (NQ-COMPASS4)

Compass® Power Mount Bracket See page 5

Hardware option can be selected by adding the (part number) to the base back support number

MOLDABLE SUPPORTS

Standard on all Acta-Back® and Acta-Embrace™ back supports, moldable stays allow for easy on-the-spot customization to accommodate a variety of spinal curvatures. Stays are located inside the zippered cover, behind the foam cushion surface, yet remain accessible while the user is seated.

Moldable stays allow for continual support of changing conditions and can easily accommodate rotation with offset placement well before trying to rotate the back support.

Mild to aggressive support can be achieved anywhere from the thoracic down to the lower-lumbar region. Use the stays to encourage proper positioning of the pelvis through input to the lower lumbar region.

Stays prevent high peak pressures by providing additional cushion contact with the user unlike traditional planar back supports. The moldable stays create a support surface unique to the individual.

Rigid lateral hardware comes standard.

COVER OPTIONS

See page 2 for details.

Comfort-Tek™ (COMFORT-TEK)

Stretch-Air™ (STRETCH-AIR)

Cover option can be selected by adding the (part number) to the base back support number

MOLDABLE STAYS



MOLDABLE STAY POCKETS

ACTA-BACK SERIES WEIGHT CAPACITY

10" - 18" Wide	250 lbs
20" Wide	300 lbs
22" Wide	350 lbs
24" Wide	400 lbs

ACTA-BACK®

ACTA-BACK®

CD COMFORT designs

Also available as a custom back. See page 58 for details.

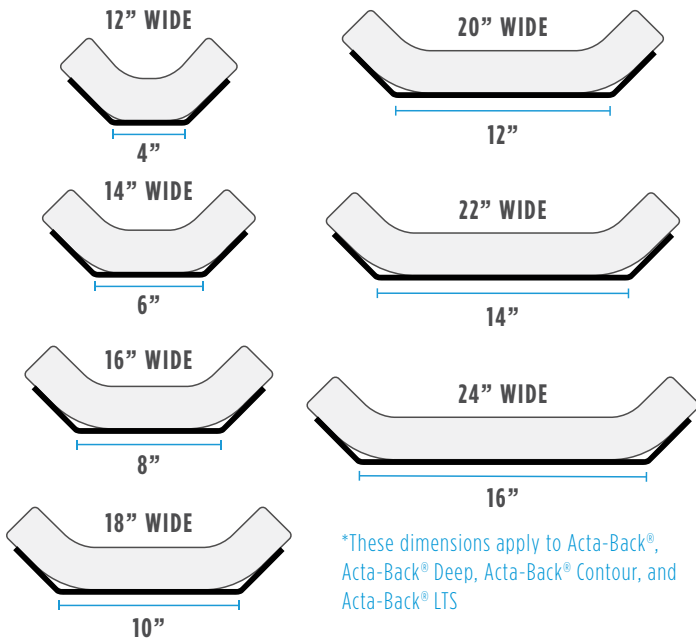


E2613 / E2614
POSITIONING BACK, POSTERIOR



FRONT VIEW

ACTA-BACK® PLANAR WIDTH DIMENSIONS



ACTA-BACK® FEATURES

- Patented moldable aluminum stays conform and support the user.
- BodiLink™ Head Support (E0955) and Hardware (E1028) are optional and available on page 20.

ACTA-BACK® STANDARD SIZES

	12" W	14" W	16" W	18" W	20" W	22" W	24" W
22" L			16 x 22	18 x 22	20 x 22	22 x 22	24 x 22
20" L		14 x 20	16 x 20	18 x 20	20 x 20	22 x 20	24 x 20
18" L	12 x 18	14 x 18	16 x 18	18 x 18	20 x 18	22 x 18	24 x 18
16" L	12 x 16	14 x 16	16 x 16	18 x 16	20 x 16	22 x 16	
14" L	12 x 14	14 x 14	16 x 14	18 x 14	20 x 14		
12" L	12 x 12	14 x 12	16 x 12	18 x 12			
10" L	12 x 10	14 x 10	16 x 10	18 x 10			

*Length (L) refers to the actual size dimension of the support from bottom to top edge

*24" Wide back supports require 4 Point Hardware or Power Mount Hardware

*10" L, 12" W x 16" L, 12" W x 18" L not available with Power Mount Hardware

ACTA-BACK® PART NUMBER

AB-BSXXWYYL

XX & YY to be replaced / XX = width & YY = length in inches

*See page 9 for hardware and cover options.

ACTA-BACK® DEEP

COMFORT designs

Also available as a custom back.
See page 58 for details.



E2615 / E2616

POSITIONING BACK, POSTERIOR LATERAL

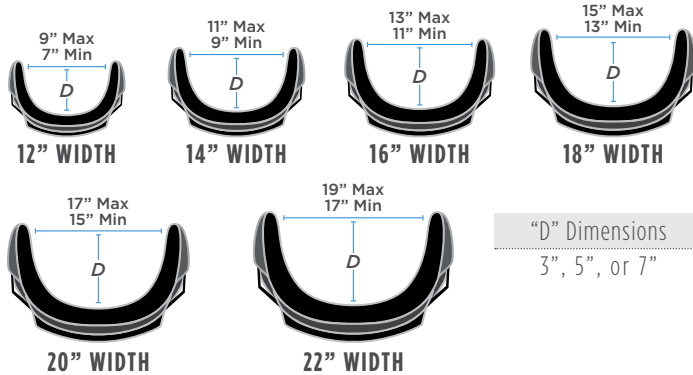


FRONT VIEW

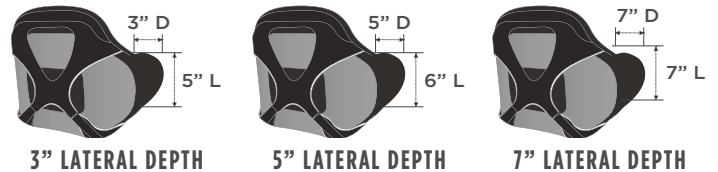
ACTA-BACK® DEEP FEATURES

- Acta-Back® Deep wings are angle and width adjustable up to 2" featuring a thin profile for greater range of motion. Wings are not height adjustable.

ACTA-BACK® DEEP LATERAL SUPPORT DIMENSIONS



LATERAL SUPPORT DIMENSIONS



ACTA-BACK® DEEP STANDARD SIZES

	12" W	14" W	16" W	18" W	20" W	22" W	24" W
22" L			16 x 22	18 x 22	20 x 22	22 x 22	24 x 22
20" L		14 x 20	16 x 20	18 x 20	20 x 20	22 x 20	24 x 20
18" L	12 x 18	14 x 18	16 x 18	18 x 18	20 x 18	22 x 18	24 x 18
16" L	12 x 16	14 x 16	16 x 16	18 x 16	20 x 16	22 x 16	
14" L	12 x 14	14 x 14	16 x 14	18 x 14	20 x 14		
12" L	12 x 12	14 x 12	16 x 12	18 x 12			

*Length (L) refers to the actual size dimension of the support from bottom to top edge

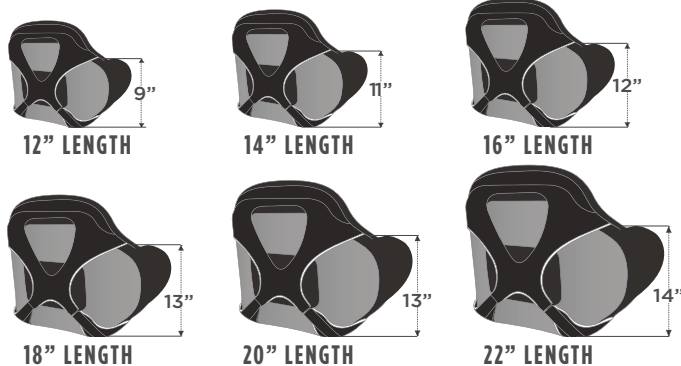
*12" Tall back supports require 2 Point Hardware

*24" Wide back supports require 4 Point Hardware or Power Mount Hardware

*12"W x 12"L, 12"W x 14"L, 14"W x 12"L, & 14"W x 14"L require 5"D x 6"L or 3"D x 5"L Laterals

*12"W x 16"L & 12"W x 18"L back supports are not available with Power Mount Hardware

LATERAL SUPPORT HEIGHT



ACTA-BACK® DEEP PART NUMBER

Lateral Size	Part Number
3" D x 5" L Lateral	ABD3-BSXXWYYL
5" D x 6" L Lateral	ABD5-BSXXWYYL
7" D x 7" L Lateral	ABD7-BSXXWYYL

XX & YY to be replaced / XX = width & YY = length in inches

*See page 9 for hardware and cover options.

ACTA-BACK®

ACTA-BACK® CONTOUR

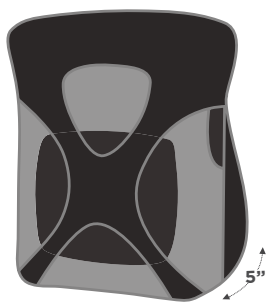
E2620 / E2621
POSITIONING BACK, PLANAR WITH
LATERAL SUPPORTS



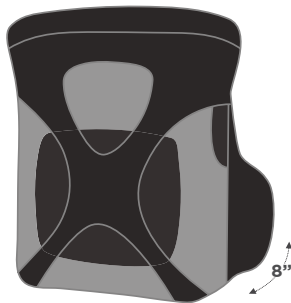
FRONT VIEW

*Acta-Back® Contour 5 Shown

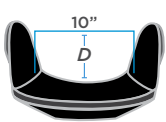
ACTA-BACK® CONTOUR LATERAL SUPPORT DIMENSIONS



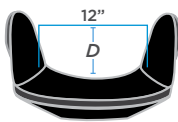
Acta-Back® Contour
with 5" lateral depth.



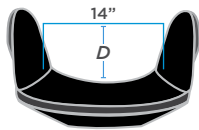
Acta-Back® Contour
with 8" lateral depth.



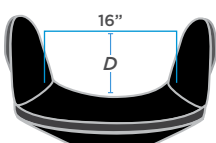
16" WIDTH



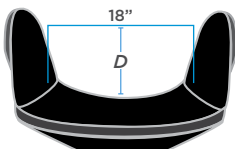
18" WIDTH



20" WIDTH



22" WIDTH



24" WIDTH

"D" Dimensions

5" Lateral Depth or
8" Lateral Depth

ACTA-BACK® CONTOUR FEATURES

- Back design offers inclusive lower thoracic trunk supports providing great pelvic support while not limiting the user's upper thoracic range of motion.
- Comes standard with moldable stays.
- BodiLink™ Head Support (E0955) and Hardware (E1028) are optional and available on page 20.

ACTA-BACK® CONTOUR SIZES

	16" W	18" W	20" W	22" W	24" W
22" L	16 x 22	18 x 22	20 x 22	22 x 22	24 x 22
20" L	16 x 20	18 x 20	20 x 20	22 x 20	24 x 20
18" L	16 x 18	18 x 18	20 x 18	22 x 18	24 x 18
16" L	16 x 16	18 x 16	20 x 16	22 x 16	

*Length (L) refers to the actual size dimension of the support from bottom to top edge

*24" Wide back supports require 4 Point Hardware or Power Mount Hardware

ACTA-BACK® CONTOUR PART NUMBER

Lateral Depth	Part Number
5" Lateral Depth	ABC5-BSXXWYYL
8" Lateral Depth	ABC8-BSXXWYYL

XX & YY to be replaced / XX = width & YY = length in inches

*See page 9 for hardware and cover options.

ACTA-BACK® LTS



E2620 / E2621
POSITIONING BACK, PLANAR WITH LATERAL SUPPORTS



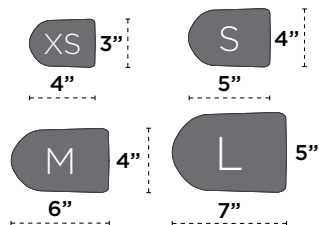
FRONT VIEW

ACTA-BACK® LTS LATERAL TRUNK SUPPORTS

See page 7 for details.



VIEW FROM ABOVE



LATERAL TRUNK SUPPORT OPTIONS

See page 7 for details.

4" D x 3" L (LAT-4D3L-COMFORT-TEK or LAT-4D3L-STRETCH-AIR)

5" D x 4" L (LAT-5D4L-COMFORT-TEK or LAT-5D4L-STRETCH-AIR)

6" D x 4" L (LAT-6D4L-COMFORT-TEK or LAT-6D4L-STRETCH-AIR)

7" D x 5" L (LAT-7D5L-COMFORT-TEK or LAT-7D5L-STRETCH-AIR)

Lateral trunk support option can be selected by adding the (part number) to the Acta-Back® LTS part number.

ACTA-BACK® LTS FEATURES

- Features lateral trunk supports in four different sizes.
- Laterals are width and height adjustable through slots.
- Extra lateral hardware links available to provide optimal contact with the user.

ACTA-BACK® LTS STANDARD SIZES

	12" W	14" W	16" W	18" W	20" W	22" W	24" W
22" L			16 x 22	18 x 22	20 x 22	22 x 22	24 x 22
20" L		14 x 20	16 x 20	18 x 20	20 x 20	22 x 20	24 x 20
18" L		14 x 18	16 x 18	18 x 18	20 x 18	22 x 18	24 x 18
16" L		14 x 16	16 x 16	18 x 16	20 x 16	22 x 16	
14" L	12 x 14	14 x 14	16 x 14	18 x 14	20 x 14		
12" L	12 x 12	14 x 12	16 x 12	18 x 12			

*Length (L) refers to the actual size dimension of the support from bottom to top edge

*24" Wide back supports require 4 Point Hardware or Power Mount Hardware

*All 12" L and 12" W x 14" L back supports require Power Mount Hardware

ACTA-BACK® LTS PART NUMBER

ABLTS-BSXXWYYL

XX & YY to be replaced / XX = width & YY = length in inches

*See page 9 for hardware and cover options.