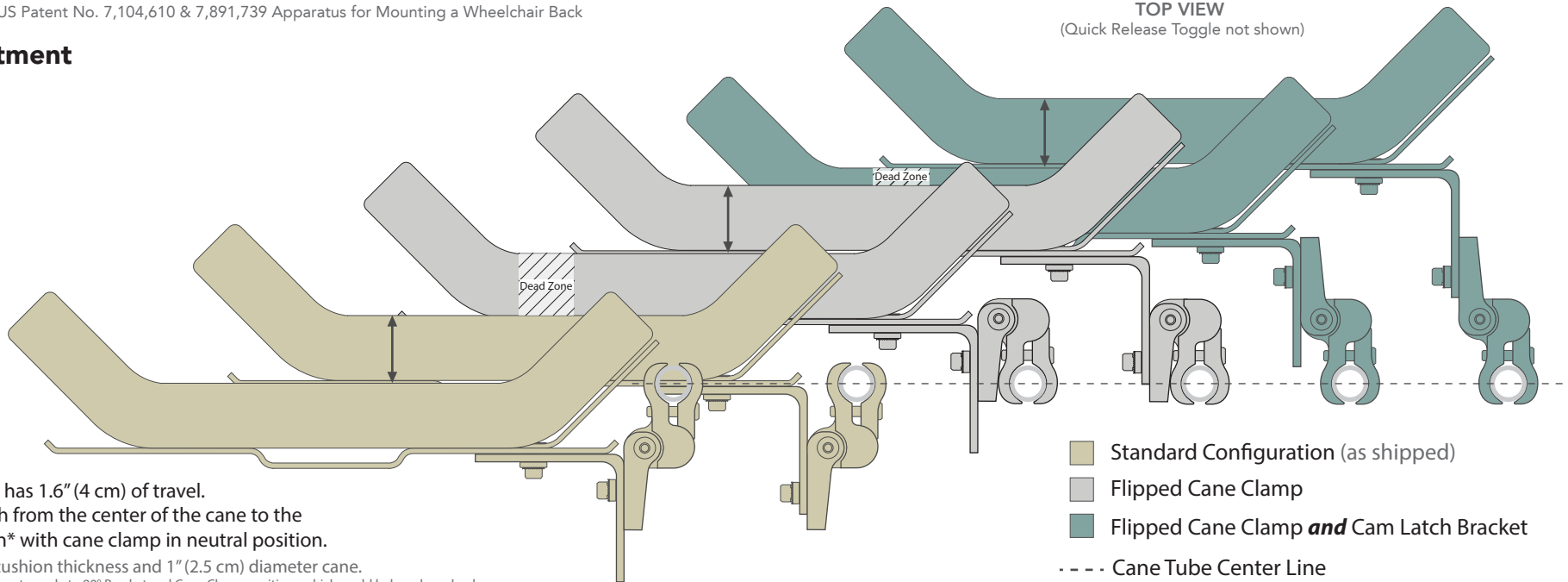
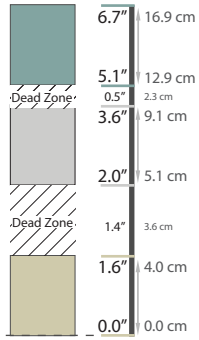


Compass® Hardware - US Patent No. 7,104,610 & 7,891,739 Apparatus for Mounting a Wheelchair Back

Depth Adjustment

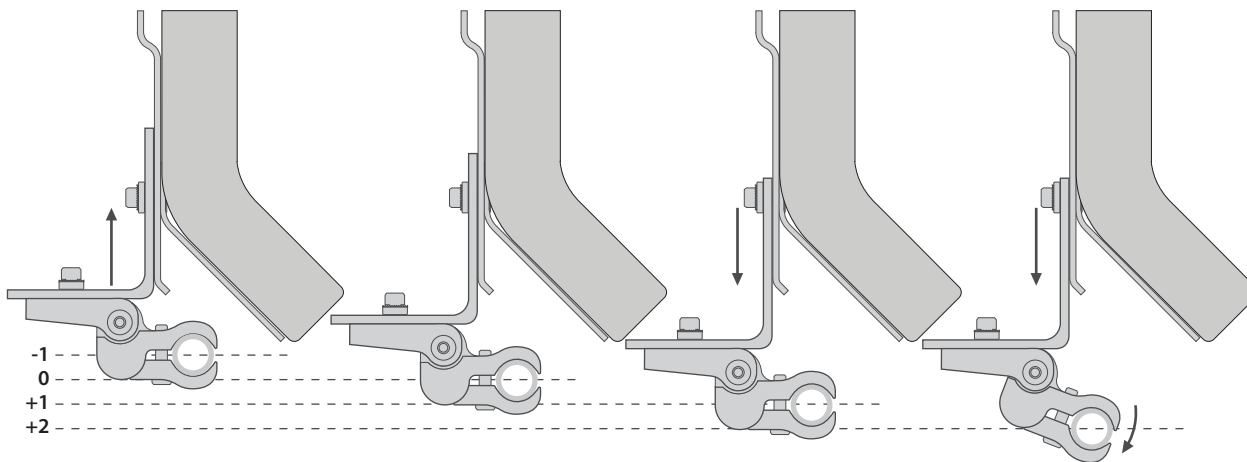


Each configuration has 1.6" (4 cm) of travel.
Values reflect depth from the center of the cane to the front of the cushion* with cane clamp in neutral position.

*Using 1.5" (3.8 cm) cushion thickness and 1" (2.5 cm) diameter cane.
Values do not reflect adjustments made to 90° Bracket and Cane Clamp positions which could help reduce dead zones.

Width Adjustment

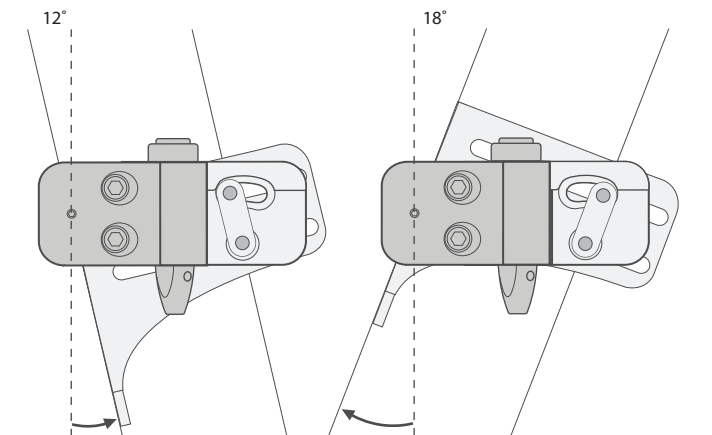
Standard Hardware Configuration Shown



Compass® hardware is width adjustable to 1" (2.5 cm) narrower or 2" (5.1 cm) wider than the ordered backrest width.
(Ex. An 18" wide backrest will fit a 17" to 20" wide wheelchair frame when both sides of backrest hardware are adjusted as shown.)

Angle Adjustment

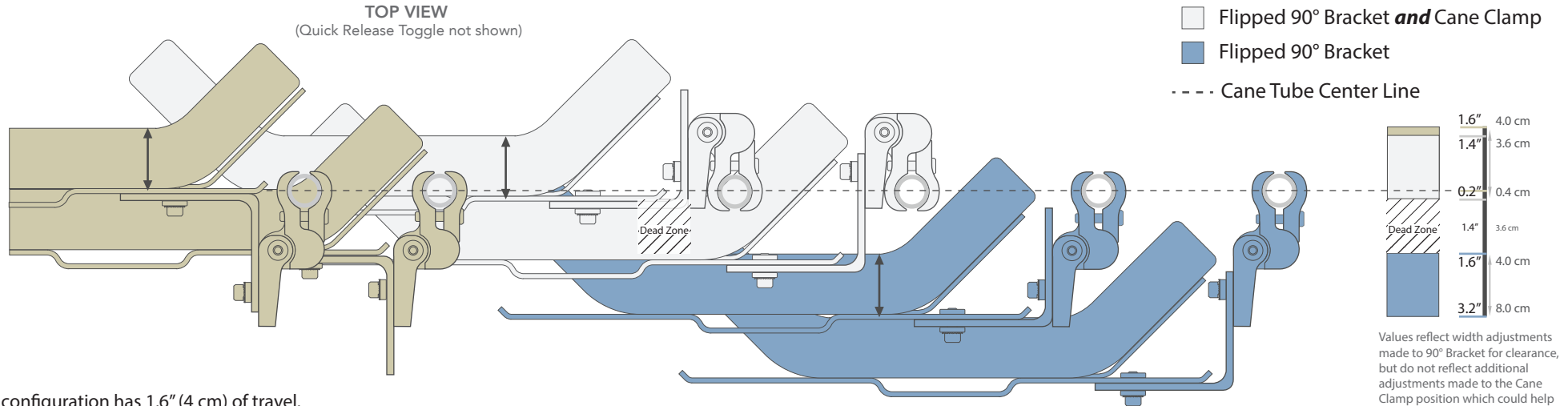
Standard Hardware Configuration Shown



Compass® hardware provides 30° total anterior to posterior tilt.

Compass® Hardware - US Patent No. 7,104,610 & 7,891,739 Apparatus for Mounting a Wheelchair Back

Depth Adjustment



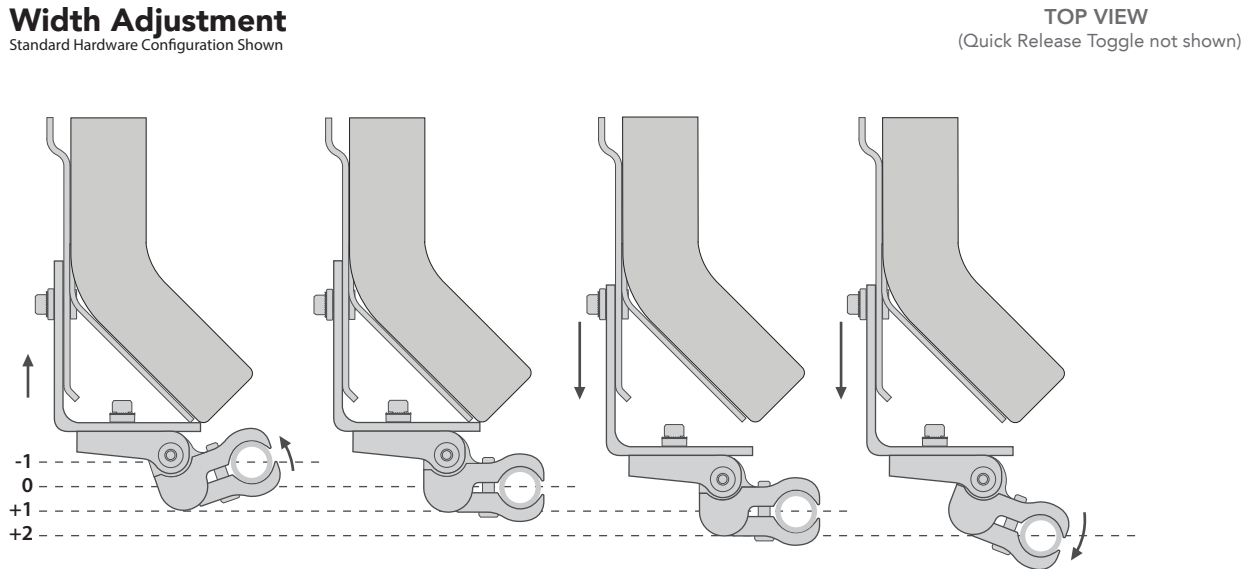
Each configuration has 1.6" (4 cm) of travel. Values reflect depth from the center of the cane to the front of the cushion* with cane clamp in neutral position.

*Using 1.5" (3.8 cm) cushion thickness and 1" (2.5 cm) diameter cane.

Values reflect width adjustments made to 90° Bracket for clearance, but do not reflect additional adjustments made to the Cane Clamp position which could help reduce dead zones.

Width Adjustment

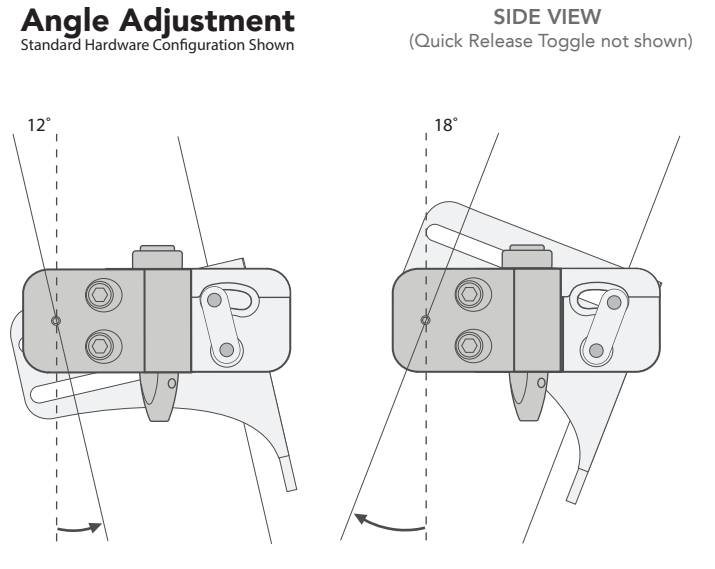
Standard Hardware Configuration Shown



Compass® hardware with a flipped 90° Bracket is width adjustable to 2" (5.1 cm) wider than the ordered backrest width. It may be adjustable to 1" (2.5 cm) narrower than the ordered backrest width however width adjustments may be limited by the user and desired wing positions.

Angle Adjustment

Standard Hardware Configuration Shown



Compass® hardware provides 30° total anterior to posterior tilt.