RIDGE ORDER FORM

COMFORT COMPANY

HCPCS CODING: E2605/E2606
POSITIONING SEAT CUSHION

Ridge

Company Name/ACCT #: _____

P.O. Number: _____

Requested By: _____

Phone: _____ Fax: _____

Email: _____

Ship To: _____

Patient Reference: _____

RIDGE-ORDER REV0316

1 SIZE & COVER

Please select size in the appropriate fabric chart below.

COMFORT-TEK™
SELECTED FOR INCONTINENCE PROTECTION & AN EASILY CLEANED SURFACE.

OR

STRETCH-AIR™
SELECTED FOR AIR TRANSMISSION & HEAT DISSIPATION.

COMFORT-TEK™

DEPTH				$394.00	$591.00			$498.00	$747.00	
20″	RD-F-1620	RD-F-1720	RD-F-1820	RD-F-1920	RD-F-2020	RD-F-2120	RD-F-2220	RD-F-2320	RD-F-2420
19″	RD-F-1619	RD-F-1719	RD-F-1819	RD-F-1919	RD-F-2019	RD-F-2119	RD-F-2219	RD-F-2319	RD-F-2419
18″	RD-F-1618	RD-F-1718	RD-F-1818	RD-F-1918	RD-F-2018	RD-F-2118	RD-F-2218	RD-F-2318	RD-F-2418
17″	RD-F-1617	RD-F-1717	RD-F-1817	RD-F-1917	RD-F-2017	RD-F-2117	RD-F-2217	RD-F-2317	RD-F-2417
16″	RD-F-1616	RD-F-1716	RD-F-1816	RD-F-1916	RD-F-2016	RD-F-2116	RD-F-2216	RD-F-2316	RD-F-2416
	16″	17″	18″	19″	20″	21″	22″	23″	24″

WIDTH

STRETCH-AIR™

DEPTH				$394.00	$591.00			$498.00	$747.00	
20″	RD-S-1620	RD-S-1720	RD-S-1820	RD-S-1920	RD-S-2020	RD-S-2120	RD-S-2220	RD-S-2320	RD-S-2420
19″	RD-S-1619	RD-S-1719	RD-S-1819	RD-S-1919	RD-S-2019	RD-S-2119	RD-S-2219	RD-S-2319	RD-S-2419
18″	RD-S-1618	RD-S-1718	RD-S-1818	RD-S-1918	RD-S-2018	RD-S-2118	RD-S-2218	RD-S-2318	RD-S-2418
17″	RD-S-1617	RD-S-1717	RD-S-1817	RD-S-1917	RD-S-2017	RD-S-2117	RD-S-2217	RD-S-2317	RD-S-2417
16″	RD-S-1616	RD-S-1716	RD-S-1816	RD-S-1916	RD-S-2016	RD-S-2116	RD-S-2216	RD-S-2316	RD-S-2416
	16″	17″	18″	19″	20″	21″	22″	23″	24″

WIDTH

2 RIDGE ACCESSORIES

*All accessories are cosmetic changes to the cushion except for options in gray, which are add on items.

2.1 GROWTH NOTCHES
MSRP $0.00

If growth notches are selected, a 1¼" wide cut will be taken from each side to allow the cushion to fit between the chair canes.

DEPTH OF NOTCHES

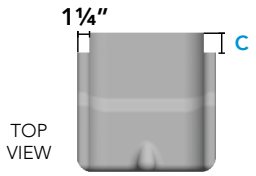

	C = 1" D (GROWTH-NOTCH-1)
	C = 2" D (GROWTH-NOTCH-2)
	C = 3" D (GROWTH-NOTCH-3)
	C =Other _____ (GROWTH-NOTCH-OTHER)

2.2 RAIL CUTS
MSRP $25.00

A standard 1 1/2" wide cut will be made and you decide how high the cut will need to be. All cuts run the entire depth of the cushion.

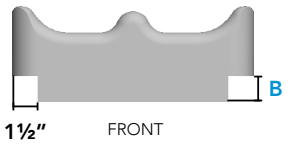

	B = 1" Rail Cut (RAIL-CUT-1.0)
	B = 1½" Rail Cut (RAIL-CUT-1.5)
	B = 2" Rail Cut (RAIL-CUT-2.0)

2.3 COLOR - COMES STANDARD SILVER REFLECTIVE PIPING
MSRP $25.00

Accent colors can be applied to the cushion via colored piping. If no colors are selected, our standard silver reflective piping is used.

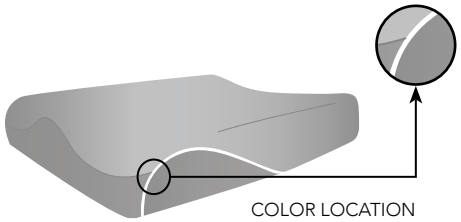

	Red (RED)	Blue (BLUE)	
	Purple (PURPLE)	Green (GREEN)	
	Pink (PINK)	Remove (REMOVE)	

2.4 KWIK STRAP®
MSRP $15.00

Kwik Strap® provides extra security. Kwik Strap® is connected to the bottom of the cushion via hook & loop attachment and wraps around vertical canes to secure the cushion to wheelchair during transfers.

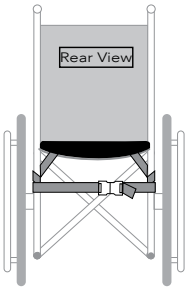

	Kwik Strap® (KWIK-STRAP)

2.5 INCONTINENCE LINER
MSRP One = $58.00 - Two = $116.00

Liner provides extra incontinence protection for the cushion.



	One Extra Incontinence Liner (INCON-LINER)
	Two Extra Incontinence Liners (INCON-LINER)

2.6 EXTRA COVER
MSRP One = $60.00 - Two = $120.00



	One Extra Stretch Air Outer Cover (X-STRETCH-AIR-CV)
	Two Extra Stretch Air Outer Cover (2X-STRETCH-AIR-CV)
	One Extra Comfort Tek Outer Cover (X-COMFORT-TEK-CV)
	Two Extra Comfort Tek Outer Cover (2X-COMFORT-TEK-CV)

2.7 REMOVABLE SOLID SEAT PAN & HARDWARE KIT
HCPCS Code: E2231 MSRP $375.00

The solid seat pan kit includes a slotted aluminum pan and attaching hardware to accommodate 7/8" or 1" tubing. The kit also comes with two different cross bars to accommodate various wheelchair frame types. This will fit both folding and non-folding seat rails. Lateral trunk supports can be easily attached.



	Solid Seat Pan & Hardware Kit (RSSP-N-HARD)

2.8 RIGID INSERT
HCPCS Code: E0992
MSRP $63.00

3/16" Plastic rigidizing board.

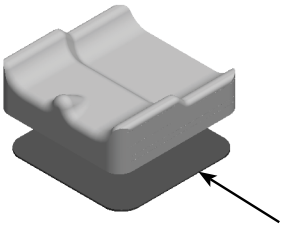

	Rigid Insert Glued (RGD-INSERT-GLUED)
	Rigid Insert Not Glued (RGD-INSERT-UNGLUED)

RIDGE-ORDER REV0316

Patient Reference: _____

3 LATERAL THIGH SUPPORTS & HARDWARE

INSTRUCTIONS:

- Select a left and/or right lateral pad using any combination of style, size and fabric.

3.1 LATERAL THIGH SUPPORT PADS

HCPCS Code: E0956 (OPTIONAL)

*Length (L) refers to the actual size dimension of the support from bottom to top edge.

NOTE:
T-Nut spacing along hip guide is 1" on center running the entire length of the pad.

STRETCH-AIR

SELECTED FOR AIR TRANSMISSION & HEAT DISSIPATION.

COMFORT-TEK

SELECTED FOR INCONTINENCE PROTECTION & AN EASILY CLEANED SURFACE.

RIGID

MSRP $50.00/ea

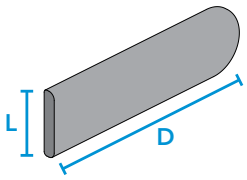

	STRETCH-AIR FABRIC			
Extra L	Left	SIZE	Right	Extra R
(HG1-RS3H4D)		3" L x 4" D		(HG1-RS3H4D)
(HG1-RS3H5D)		3" L x 5" D		(HG1-RS3H5D)
(HG1-RS4H4D)		4" L x 4" D		(HG1-RS4H4D)
(HG1-RS4H6D)		4" L x 6" D		(HG1-RS4H6D)
(HG1-RS4H8D)		4" L x 8" D		(HG1-RS4H8D)
(HG1-RS4H10D)		4" L x 10" D		(HG1-RS4H10D)
(HG1-RS4H12D)		4" L x 12" D		(HG1-RS4H12D)
(HG1-RS4H14D)		4" L x 14" D		(HG1-RS4H14D)
(HG1-RS4H16D)		4" L x 16" D		(HG1-RS4H16D)

- OR -

	COMFORT-TEK FABRIC			
Extra L	Left	SIZE	Right	Extra R
(HG1-RF3H4D)		3" L x 4" D		(HG1-RF3H4D)
(HG1-RF3H5D)		3" L x 5" D		(HG1-RF3H5D)
(HG1-RF4H4D)		4" L x 4" D		(HG1-RF4H4D)
(HG1-RF4H6D)		4" L x 6" D		(HG1-RF4H6D)
(HG1-RF4H8D)		4" L x 8" D		(HG1-RF4H8D)
(HG1-RF4H10D)		4" L x 10" D		(HG1-RF4H10D)
(HG1-RF4H12D)		4" L x 12" D		(HG1-RF4H12D)
(HG1-RF4H14D)		4" L x 14" D		(HG1-RF4H14D)
(HG1-RF4H16D)		4" L x 16" D		(HG1-RF4H16D)

RIGID CONTOURED

for Anti-Thrust Cushion

MSRP $50.00/ea

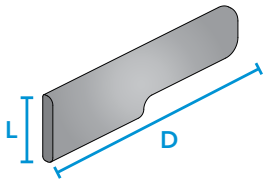

	STRETCH-AIR FABRIC			
Extra L	Left	SIZE	Right	Extra R
(HG1-RS3H4D-AL)		3" L x 4" D		(HG1-RS3H4D-AR)
(HG1-RS3H5D-AL)		3" L x 5" D		(HG1-RS3H5D-AR)
(HG1-RS4H4D-AL)		4" L x 4" D		(HG1-RS4H4D-AR)
(HG1-RS4H6D-AL)		4" L x 6" D		(HG1-RS4H6D-AR)
(HG1-RS4H8D-AL)		4" L x 8" D		(HG1-RS4H8D-AR)
(HG1-RS4H10D-AL)		4" L x 10" D		(HG1-RS4H10D-AR)
(HG1-RS4H12D-AL)		4" L x 12" D		(HG1-RS4H12D-AR)
(HG1-RS4H14D-AL)		4" L x 14" D		(HG1-RS4H14D-AR)
(HG1-RS4H16D-AL)		4" L x 16" D		(HG1-RS4H16D-AR)

- OR -

	COMFORT-TEK FABRIC			
Extra L	Left	SIZE	Right	Extra R
(HG1-RF3H4D-AL)		3" L x 4" D		(HG1-RF3H4D-AR)
(HG1-RF3H5D-AL)		3" L x 5" D		(HG1-RF3H5D-AR)
(HG1-RF4H4D-AL)		4" L x 4" D		(HG1-RF4H4D-AR)
(HG1-RF4H6D-AL)		4" L x 6" D		(HG1-RF4H6D-AR)
(HG1-RF4H8D-AL)		4" L x 8" D		(HG1-RF4H8D-AR)
(HG1-R4H10D-AL)		4" L x 10" D		(HG1-RF4H10D-AR)
(HG1-R4H12D-AL)		4" L x 12" D		(HG1-RF4H12D-AR)
(HG1-R4H14D-AL)		4" L x 14" D		(HG1-RF4H14D-AR)
(HG1-R4H16D-AL)		4" L x 16" D		(HG1-RF4H16D-AR)

3.2 LATERAL THIGH SUPPORT HARDWARE

HCPCS Code: E0956 (OPTIONAL)

NOTE: Lateral thigh support hardware will allow for width adjustability. Hardware in Section A comes standard with 2 links. Each extra link in Section B allows for 1" of adjustability.

A. REMOVABLE

MSRP $240.00/ea

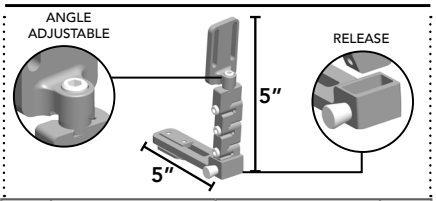

	LEFT (HGL-QR)	RIGHT (HGR-QR)	
	(1) EXTRA L	(1) EXTRA R	
	(2) EXTRA L	(2) EXTRA R	

- OR -

FIXED

MSRP $100.00/ea

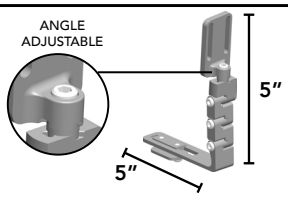

	LEFT (HGL-RS)	RIGHT (HGR-RS)	
	(1) EXTRA L	(1) EXTRA R	
	(2) EXTRA L	(2) EXTRA R	

B. ADDITIONAL LINK

MSRP $35.00/extra link

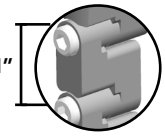

LEFT (HG1-LINK)	RIGHT (HG1-LINK)	
(1) EXTRA L	(1) EXTRA R	
(2) EXTRA L	(2) EXTRA R	
(3) EXTRA L	(3) EXTRA R	

RIDGE-ORDER REV0316

Patient Reference: _____

SUBMIT BY EMAIL