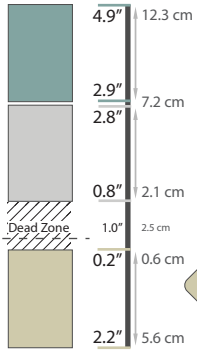
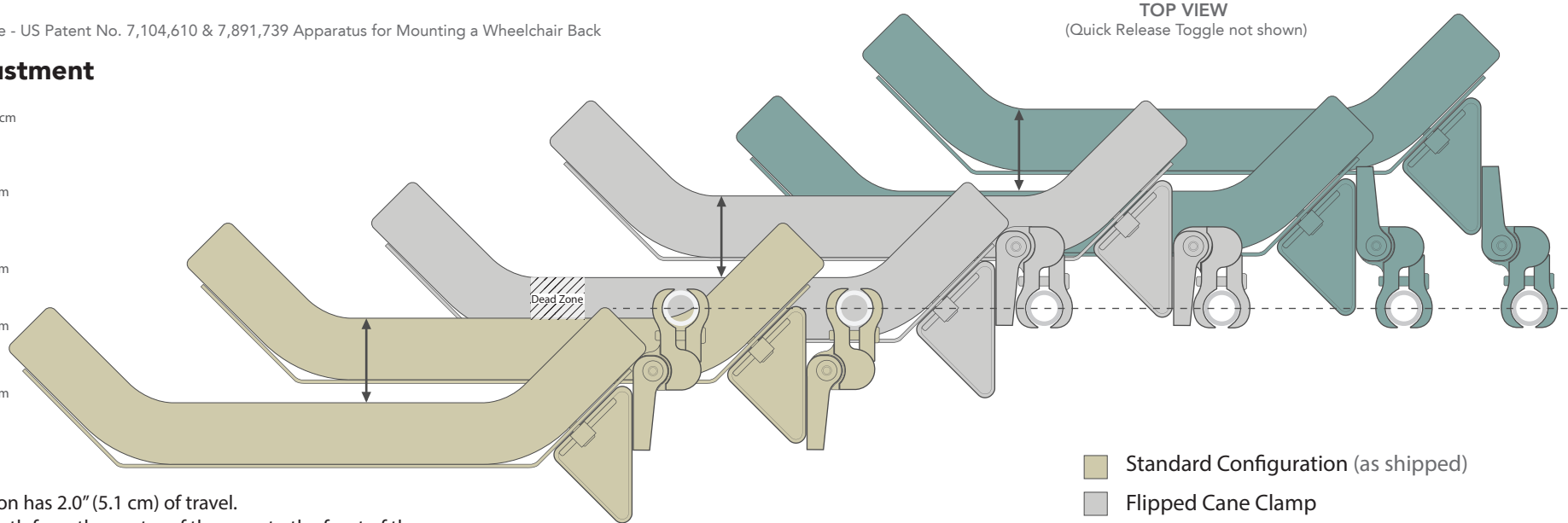


Compass® Hardware - US Patent No. 7,104,610 & 7,891,739 Apparatus for Mounting a Wheelchair Back

Depth Adjustment



Each configuration has 2.0" of travel.



- Standard Configuration (as shipped)
- Flipped Cane Clamp
- Flipped Cane Clamp **and** Cam Latch Bracket
- Cane Tube Center Line

Each configuration has 2.0" (5.1 cm) of travel.

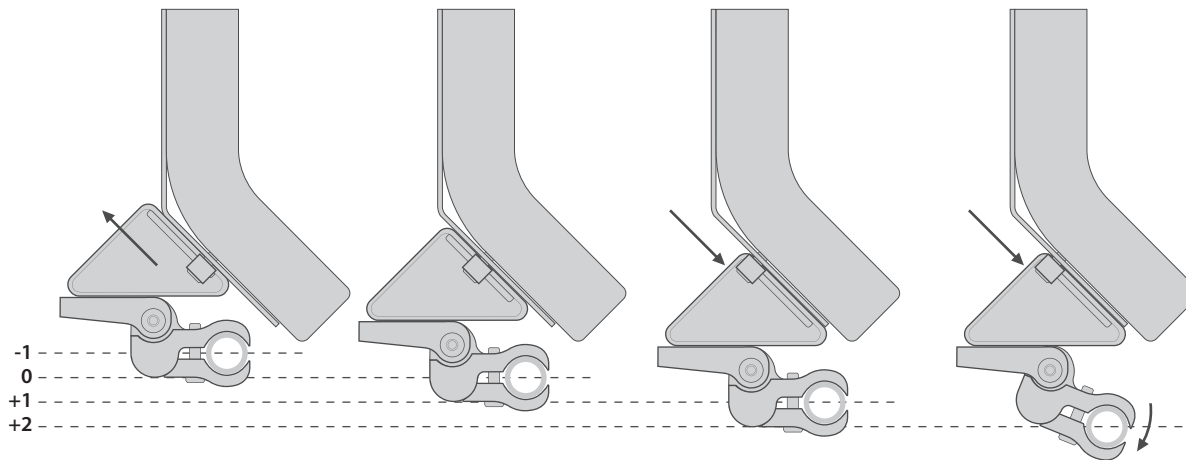
Values reflect depth from the center of the cane to the front of the cushion* with cane clamp and Triangle Bracket in neutral position.

*Using 1.5" (3.8 cm) cushion thickness and 1" (2.5 cm) diameter cane.

Values do not reflect adjustments made to Triangle Bracket and Cane Clamp positions which could help reduce dead zones.

Width Adjustment

Standard Hardware Configuration Shown

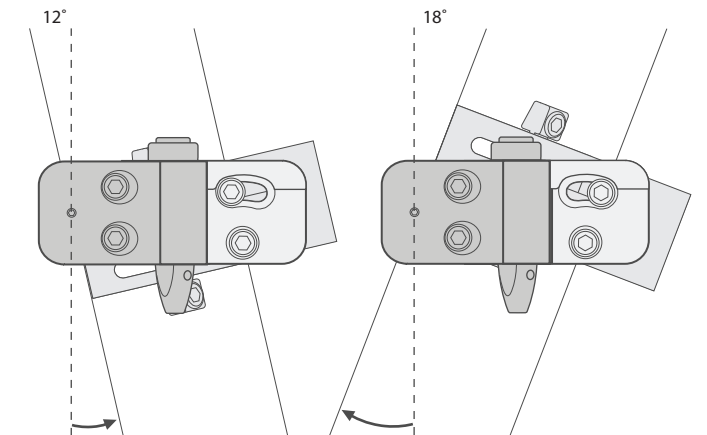


Compass® hardware is width adjustable to 1" (2.5 cm) narrower or 2" (5.1 cm) wider than the ordered backrest width.
(Ex. An 18" wide backrest will fit a 17" to 20" wide wheelchair frame when both sides of backrest hardware are adjusted as shown.)

TOP VIEW
(Quick Release Toggle not shown)

Angle Adjustment

Standard Hardware Configuration Shown



SIDE VIEW
(Quick Release Toggle not shown)

Compass® hardware provides 30° total anterior to posterior tilt.