



 **Convaid**

# Convaid Coaster

Compact-folding, durable, 10°, 20° or 30° adjustable fixed tilt mobility chair

# Coaster

The Coaster is the latest addition to our fixed tilt family. This mobility chair levels-up the adjustable fixed tilt market by accomplishing simple adjustment between 10°, 20°, or 30° settings, in a lightweight, compactly folded frame that demonstrates the same longevity seen in all Convaid products. The Coaster also offers an adjustable fixed recline across four different positions, providing the optimal comfort and support for all children. Convaid’s time-tested accessories from the Cruiser and EZRider are still offered as a part of the Coaster while also presenting new, innovative positioning options.

## Standard Features



One piece height adjustable push handle



10°, 20° or 30° Adjustable fixed tilt settings



Tension adjustable back straps

Zippered pockets in seat & back

2-Point positioning belt

Saddle bags

80° Front rigging

Foot operated wheel lock

Height adjustable swing-away footplates

11.5" x 2.5" Rear solid quick release tires

Silver powder coated frame

7.5" x 2" Front solid tires

Made in the USA

## Compact-folding, durable, adjustable fixed tilt and recline



### Adjustable Fixed Tilt and Recline

With the simple replacement of two bolts, you can adjust the fixed tilt setting to 10°, 20°, or 30° to accommodate the user's needs. For extra positioning, the Coaster offers four fixed recline settings, dependent on the fixed tilt selected.



### Zippered Pockets in Seat and Back

The upholstery built in seat and back zippers allows for foam inserts for additional padding and support for the user.



### Height and Tension Adjustable Back Positioner

Provides increased lumbar support to encourage proper body positioning and alignment.



### Compact Clamshell Folding

Like many commercial strollers, the Coaster can compactly fold into an easily transportable package. The rear wheels are also quick release to offer an even smaller option when loading this chair.



### Continued Convaid Durability

Convaid's reputation-building robustness is once again found in the Coaster, exceeding all industry standards for durability testing.

# Add a splash of color



Sassy purple



Cherry red



Princess pink



Royal blue



Forest green



Panther black



Scan to see all product offering



# Coaster Scout

The Coaster Scout all-terrain mobility chair provides families the freedom to truly go anywhere. It comes standard with adjustable fixed seat angle and back angle providing optimal positioning comfort for individuals with mild to moderate trunk positioning needs. The Coaster Scout is designed to withstand rough terrain outdoors with its durable frame and heavy-duty knobby wheels to provide a static grip on more slippery or rocky surfaces. The Coaster Scout also comes with hand-operated riding brakes and the new tension adjustable back positioner for increased safety and support for all adventures.

## Standard Features

Attendant handbrake



10°, 20° or 30° Adjustable fixed tilt settings



Height tension adjustable back positioner

Zippered pockets in seat & back

Flip up armrests

Saddle bags

12.5" Rear pneumatic knobby tires

Height adjustable swing-away footplates

8" x 2" Front solid ribbed tires

Made in the USA

# Accessories



**Mosquito net**  
Canopy required



**Rain cover**  
Canopy required

New



**Medical necessity storage basket\***



**Utility bag**



**Headrest cover (canopy)**



**Extended Headrest cover (canopy)**



**Headrest extension**



**Occi-headwings**



**Padded headwings**



**H-harness with padded covers**



**Full torso support vest**

New



**Foam kit for zippered pockets**



New

**Height and tension adjustable back positioner**



New

**Height adjustable support tray**



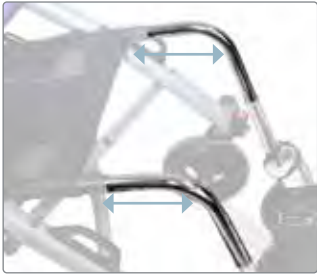
New

**Side panels**



**3-point positioning belt**

\*Regular storage basket available



5" seat depth extension tubes



Lateral thigh support (adductor)



Medial thigh support (abductor)



Angle adjustable elevating leg rest (90° - 180°)  
(Padded cover available)



Calf panel



Individual angle adjustable footplates



One piece angle adjustable flip up footplate



Full padded footbox  
(One-piece footplate required)



Foot positioners



Height adjustable flip-up armrests



Curb tipper



Rear anti-tip tubes



Caster lock for 2" wide front wheels



Transit anchors



Q'straint transit lap belt




















I.V. Pole

New

New

# Specifications

Coaster measurements		CTR 12	CTR 14	CTR 16	CTR 18
	Seat width	12"	14"	16"	18"
	Seat depth	10-15"	11-16"	12-17"	14.5-19.5"
	Seat back height (10° / 20° / 30°)	22"/23"/24"	25"/26"/27"	26"/27"/28"	28"/28"/29"
	Seat to footplate	6-16"	6-16"	6-20"	6-20"
	Seat to floor (10° / 20° / 30°)	19"/20"/21"	19"/20"/21"	21"/22"/23"	21"/22"/23"
	Overall height	40"	41"	42"	44"
	Overall length	30"	31"	32"	33"
	Overall width	22"	24"	26"	28"
	Folded height	17"	17"	17"	17"
	Folded length	32"	32"	35"	35"
	Folded width	22"	24"	26"	28"
	Headrest extension height	8"	8"	8"	10"
	Shoulder strap height (10° / 20° / 30°)	10.5-18" / 11.5-17" / 12.5-18"	13-19" / 14-20" / 15-21"	14-20" / 15-21" / 16-22"	16.5-24" / 17.5-25" / 18.5-26"
	Push handle adjustments	32-46"	34-47"	34-50"	35-51"
	Weight capacity regular/ transit	75/66 lbs	100/100 lbs	170/170 lbs	170/170 lbs
	Weight of chair without front rigging	29 lbs	30 lbs	31 lbs	32 lbs
	Fixed tilt and recline settings				
	10° fixed tilt	100°, 105°, 110°, 115° recline options			
	20° fixed tilt	90°, 95°, 100°, 105° recline options			
	30° fixed tilt	80°, 85°, 90°, 95° recline options			

v d

For the intended purpose of the products and latest