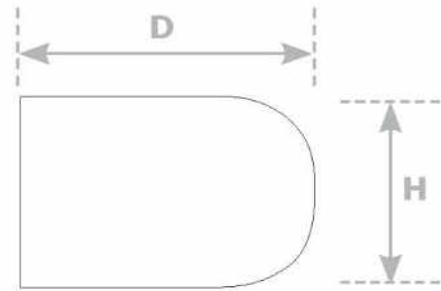


TREKKER LATERAL SPECIFICATIONS

(Firm Laterals) (Fig. A)

Pad Size	(D)*	(H)*
Small	3*	6*
Medium	4.5*	4.5*
Large	5.5*	4.5*

(Fig. A)



Swing Away Laterals (Fig. A)

Pad Size	(D)*	(H)*	^D
X Small	3.25*	4.5*	6.5^
Medium	4.25*	5.5*	8.5^

NOTE:*Pad size (D) x (H)

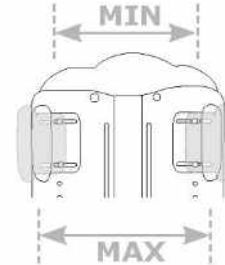
^ Depth of lateral measured from the back cushion to the end of lateral

^ Depth of Laterals is reduced by 1" with back upholstery.

(Fig. B)

Lateral Width Range	Min	Max
	TR12	8.5
TR14	10	12

(Fig. B)



NOTE: Min. and Max Width is measured from in between the laterals.

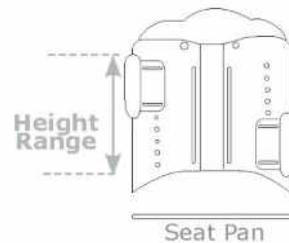
•To reduce width move outward using the 2" lateral slots.

•To increase width move laterals inward using the 2 lateral slots.

(Fig. C)

Height Adj. Range Width Range	Min	Max
TR12/14	7.5*	9.5*

(Fig. C)

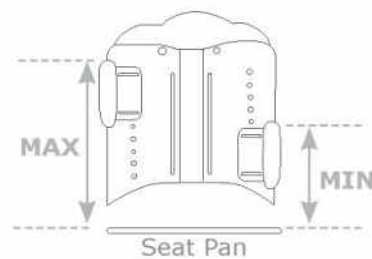


NOTE: *Height adjustment range is measured from the top of the lateral (max height position) to the bottom of the lateral (min height position).

(Fig. D)

Height	Min	Max
TR12	9	12
TR14	9	14

(Fig. D)



NOTE: *Height is measured from the bottom of the seat pan to the top of the lateral. The Height is reduced by 1" when in use with planar seat cushion or 2" if used with contoured seat cushion.