



9821 HARD SHELL HELMET

This lightweight helmet is made from shock-absorbent foam that lines a hard, plastic, ventilated shell for superior comfort and durability. The foam is coated in vinyl, so it is easy to clean using just soap and water. Comes with an easily adjustable snap-closure chinstrap. Outer hard-shell color comes standard in a creamy White **EXCEPT** for Black foam, which comes standard with a Black outer hard shell.

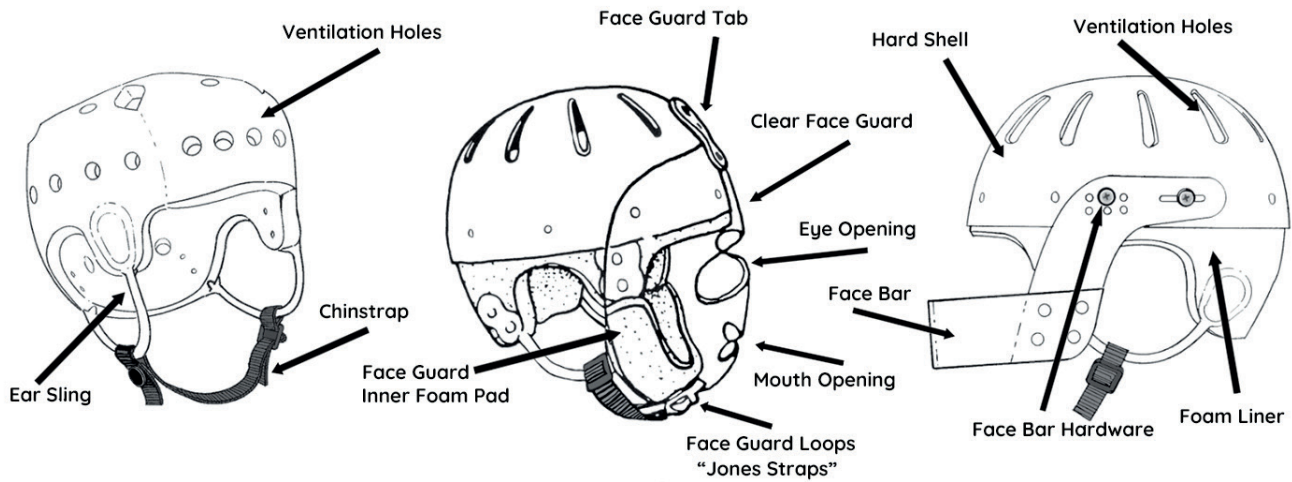
Sizes: XXS, XS, S, M, L, XL, or XXL

Colors: Casa Tan, Pink, Royal Blue, and Black. Colors for upcharge: Baby Blue, Bright Blue, Teal, Maroon, Electric Green, Forest Green, Purple, Almond, Yellow, Bright Red, Orange, Hot Pink, Lavender, White and Gray.

Custom colors and/or modifications to any product require up to 7-10 days for fabrication. Custom and/or modified items are not returnable.

* Add item(s) 9823 Chin Guard (Page 35) and/or item 3468 Foam Visor (page 41) for extra protection & impact resistance.

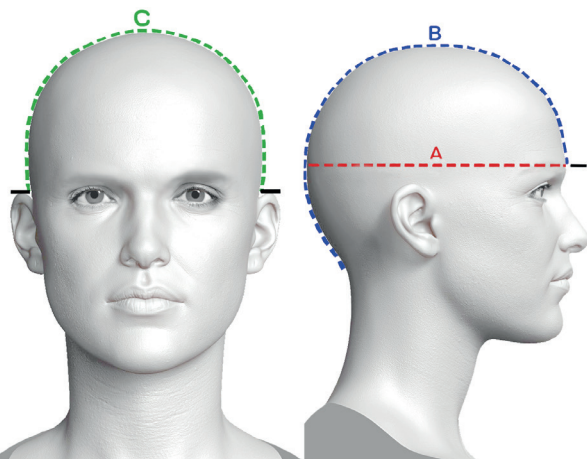
ANATOMY OF A DANMAR HELMET



WARNING NOTICE:

WHILE WE BELIEVE THAT HEADGEAR CAN SUBSTANTIALLY REDUCE THE RISK OF HEAD INJURY, WE EMPHASIZE THAT THERE IS NO KNOWN DEVICE FOR PREVENTING ALL INJURIES. ONLY YOU, THE CONSUMERS, ARE IN A POSITION TO EVALUATE THE PARTICULAR NEEDS OF THE INDIVIDUAL CLIENT IN EACH ENVIRONMENT. IT IS ESSENTIAL THAT PROFESSIONAL AND MEDICAL EXPERTISE BE UTILIZED IN RENDERING DECISIONS REGARDING HEADGEAR USE.

HELMET SIZING AND SELECTION INFORMATION



Since proper fit is important for the effectiveness of the helmet as well as comfort of the person wearing headgear, measurements should be determined by professional personnel.

Measure the head circumference (all the way around) (A) at the eyebrow level. The Occipital measurement (B) is taken from the eyebrow level to the back of the head at the point that the helmet is to end. For (C) measure from the top of one ear over the head to the top of the other ear. If for some reason the measurements do not fall within the above guidelines, or if there are other considerations to be taken into account, please refer to the next page for information on Custom Helmets, or feel free to call us for help with sizing at (800) 783-1998.

(A) CIRCUMFERENCE RANGE

	Soft Shell	Hard Shell
Infant	16 ¼ - 17	Not available in infant
XX-Small	17 ½ - 18 ¼	18 ½ - 19 ¼
X-Small	19 - 19 ¾	19 ¼ - 20
Small	20 ¾ - 21 ½	20 ½ - 21 ¼
Medium	21 ½ - 22 ¼	21 ½ - 22 ¼
Large	23 - 23 ¾	22 ½ - 23 ¼
X-Large	24 - 24 ¾	24 ½ - 25 ¼
XX-Large	25 ½ - 26 ¼	26" - 26 ¾

(B) OCCIPITAL

	Soft Shell	Hard Shell
Infant	11 ½	Not available in infant
XX-Small	12 ¾	12 ¾
X-Small	13 ¾	13 ¾
Small	14 ½	15
Medium	15 ¼	16 ½
Large	16 ½	16 ¾
X-Large	17 ½	17 ½
XX-Large	18 ½	18 ¾

(C) EAR TO EAR

	Soft Shell	Hard Shell
Infant	8 ¼	Not available in infant
XX-Small	9 ½	9 ¼
X-Small	9 ½"	10
Small	10 ½	11 ¾
Medium	11	12 ½
Large	12	12 ¾
X-Large	13	13 ¼
XX-Large	13 ¾	15

Measurements are in inches.

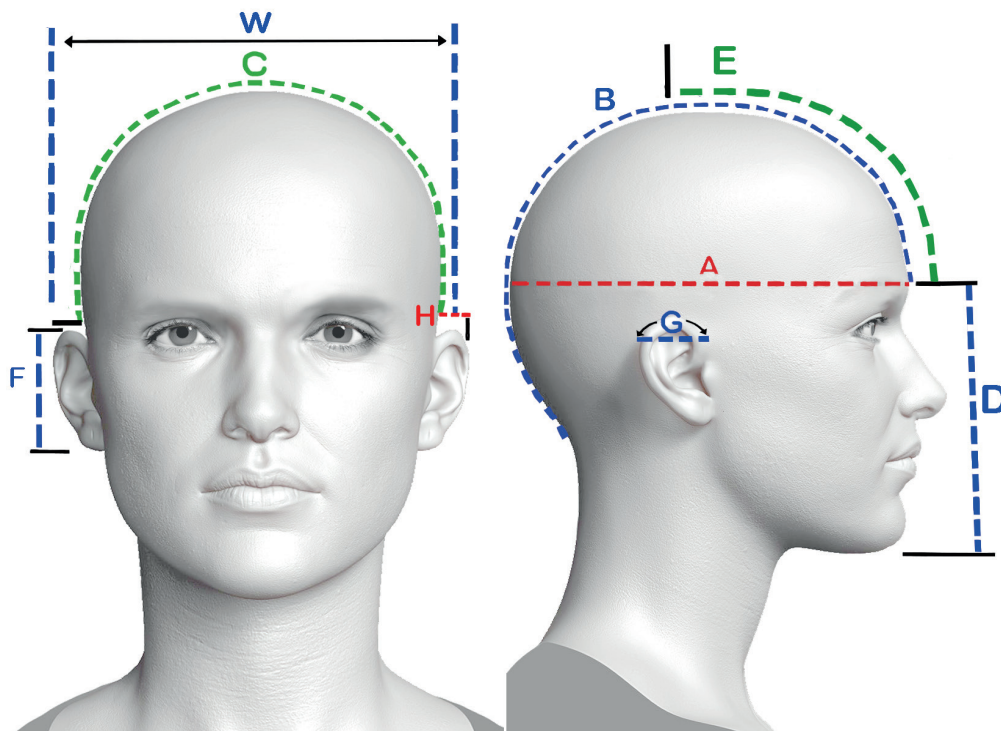
HEADGEAR SELECTION

Some suggested considerations to use in helping to determine that type of helmet would be suitable for your client are:

- Degree of physical activity.
- Potential for striking surfaces (floor, walls, furniture, etc.).
- Nature of self-abusiveness.
- Severity and frequency of seizures or spasticity.
- Length of time worn.

CUSTOM AND/OR MODIFIED ITEMS ARE NOT RETURNABLE AND REQUIRE ADDITIONAL FABRICATION TIME.

CUSTOM HELMET MEASUREMENT CHART



ALL MEASUREMENTS IN INCHES PLEASE

- (A) CIRCUMFERENCE at the eyebrow level all the way around the head.
- (B) OCCIPITAL from the eyebrow level to the back of the head, going over the top of the head to the point where the helmet is to end.
- (C) OVER THE TOP OF HEAD from the top of the left ear over the top of head to the top of right ear.
- (D) EYEBROWS TO CHIN (for face guard & face bars).
- (E) EYEBROW TO TOP OF HEAD at eyebrow level, following the contour of the head to the point where it intersects with the ear-to-ear measurement.
- (W) WIDTH OF HEAD is measured above the head and is the distance between the ears (use straight edge ruler).

FOR EAR COVERINGS:

- (F) HEIGHT of ears.
- (G) WIDTH of ears.
- (H) EXTENSION is the distance that ears extend from head.

This page can be reproduced to send in client measurements.

CUSTOM AND/OR MODIFIED ITEMS ARE NOT RETURNABLE AND REQUIRE ADDITIONAL FABRICATION TIME.

SPECIFICATIONS FOR CUSTOM FABRICATED HELMETS

Due to the unique and individual nature of custom helmets, the following specifications are needed **BEFORE** evaluating the feasibility of fabricating a helmet for special head shapes, sizes, and conditions. Once this data is received, we can then provide a price quotation, as a customization fee will be applied.

1. **MEASUREMENTS** - refer to **CUSTOM HELMET MEASUREMENT CHART** see Page 12.
2. **PLASTER CAST OF HEAD** - (As this step may **NOT** be necessary, consult with a Danmar representative first.) Use Johnson & Johnson plaster bandages or the equivalent. The cast must conform to the areas of the head that are to be covered by the helmet. The edge of the cast will be the edge of the helmet. Ear locations must be clearly marked, as well as the area to be cut out.
3. **PHOTOGRAPHS** - Clearly showing the head with close up of right and left sides, front, back, and a view of the top of the head looking down from above, to see the overall head shape.
4. **SCAN** - Universal 3D file excepted (STL, OBL, AOP, ETC.)
5. **SEND** in a Carved Form from Orthotist.
6. **FACE GUARD OR FACE BAR** - If either of these is requested, please provide the following information: Make a sketch of the face, clearly indicating the eye, nose, and mouth positions, and the measurement from eyebrow level to point of chin.

NOTE: Fit may range from snug to slightly loose, because there can be small variations that occur in the manufacturing process, in the raw materials, and/or a shrinkage factor. Hair styles will also affect the fit.

IMPORTANT:
PLEASE NOTE THAT CUSTOM HELMETS ARE NOT RETURNABLE.

