

drive

travel walker
with 5" wheels and glides



drive

walker instructions

Easy “pull up” trigger release for opening and closing



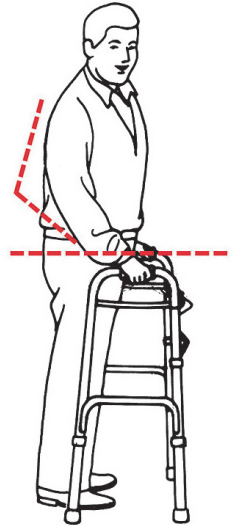
IMPORTANT SAFETY NOTICE:

Your walker features flip up legs that can be attached to the frame of the walker for easy storage. Be sure that when the legs are turned down for use as a walker, the leg pin is inserted into the lock collar as shown above.

custom walker adjustments

With your arm extended down, handle should be at wrist height.

With your hand placed on the hand-grip, your elbow should be flexed 20° - 30°.



CAUTION:

Be aware of the following:

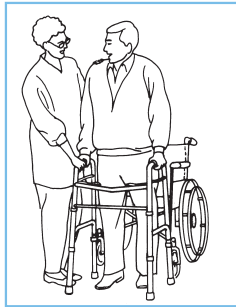
- Electrical cords in way
- Liquids on floor
- Throw rugs
- Toys or debris
- Furniture
- Doors and door steps
- Gaps in floor

WARNING:

1. Use wheels on front legs only or on all four legs with appropriate rear wheel brakes.
2. Do not push one side of the walker ahead and then other side without lifting the walker first.
3. Use Drive accessories only. Use of other manufacturers' accessories can result in improper fit and risk fall and/or injury.
4. Do not use on stairs or escalators.

wheelchair to walker transfer

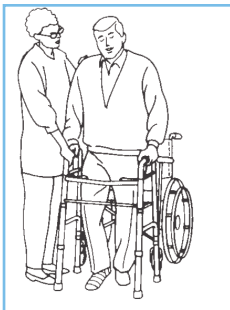
Making certain wheels on the wheelchair are locked lift your body by pushing down on the armrests and carefully transfer one hand at a time to the walker.



wheelchair to walker transfer

(with lower extremity injury to right leg or foot)

Making certain wheels on the wheelchair are locked, lift your body by pushing down on the armrests and carefully transferring first the left hand, then the right hand to the walker. (If injury to left leg or foot transfer the right hand first, followed by left.)



three-point gait

(for walking with walker)

Step 1

Align the middle of your foot with the back legs of the walker.



Step 2

Lift the walker up and place it comfortably in front of you, making sure all four legs end up on the floor.



Step 2

Carefully, walk forward one step at a time.



lifetime limited warranty

Your Drive brand product is warranted to be free of defects in materials and workmanship for the lifetime of the original consumer purchaser.

This device was built to exacting standards and carefully inspected prior to shipment. This Lifetime Limited Warranty is an expression of our confidence in the materials and workmanship of our products and our assurance to the consumer of years of dependable service.

In the event of a defect covered by this warranty, we will, at our option, repair or replace the device.

This warranty does not cover device failure due to owner misuse or negligence, or normal wear and tear. The warranty does not extend to non-durable components, such as rubber accessories, casters, and grips, which are subject to normal wear and need periodic replacement.

If you have a question about your Drive device or this warranty, please contact an authorized Drive dealer.

drive

garantía limitada de por vida

Su producto marca Drive está garantizado de por vida del comprador-consumidor original de no tener defectos en los materiales y la fabricación.

Este aparato fue construido de acuerdo a estándares rigurosos y cuidadosamente inspeccionado previo a su envío. Esta Garantía Limitada de por Vida es una expresión de nuestra confianza en los materiales y la fabricación de nuestros productos y nuestra seguridad para el consumidor dada por años de servicios confiables.

En el caso de un defecto cubierto por esta garantía, repararemos o reemplazaremos el aparato, de acuerdo a nuestra opinión.

Esta garantía no cubre fallas del aparato debidas a mal uso o negligencia por parte del propietario o por el uso y desgaste normales. Esta garantía no se extiende a los componentes no durables, tales como los accesorios de goma, rueditas y mangos que están sujetos a desgaste normal y necesitan reemplazo periódico.

Si usted tiene preguntas acerca de su aparato Drive o esta garantía, por favor contacte a un representante autorizado de Drive.

drive

drive

drive