
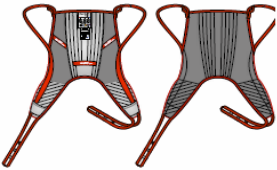


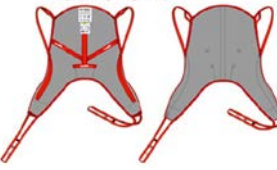



Account No. _____
 Date: _____
 P.O. Number: _____
 Buyer: _____
 Marked For: _____
 E Mail: _____

Drop Ship: _____
 Name _____
 Address _____
 City _____
 State _____ Zip _____
 Tel. _____ Fax _____

	Description	User Weight	Size	Part No.	Price
	RgoSling MediumBack, Padded	37-55lbs	XS	N1720110	155 <input type="checkbox"/>
	RgoSling MediumBack, Padded	55-110lbs	S	N1720120	155 <input type="checkbox"/>
	RgoSling MediumBack, Padded	99-210lbs	M	N1720130	175 <input type="checkbox"/>
	RgoSling MediumBack, Padded	198-353lbs	L	N1720140	195 <input type="checkbox"/>
	RgoSling MediumBack, Padded	353-529lbs	XL	N1720150	215 <input type="checkbox"/>
	RgoSling MediumBack, Padded	507-660lbs	XXL	N1720160	240 <input type="checkbox"/>
	RgoSling MediumBack, Net	26-37lbs	XXS	N1720300	125 <input type="checkbox"/>
	RgoSling MediumBack, Net	37-55lbs	XS	N1720310	130 <input type="checkbox"/>
	RgoSling MediumBack, Net	55-110lbs	S	N1720320	135 <input type="checkbox"/>
	RgoSling MediumBack, Net	99-210lbs	M	N1720330	145 <input type="checkbox"/>
	RgoSling MediumBack, Net	198-353lbs	L	N1720340	155 <input type="checkbox"/>
	RgoSling MediumBack, Net	353-529lbs	XL	N1720350	170 <input type="checkbox"/>
	RgoSling HighBack, Padded	37-55lbs	XS	N1720210	155 <input type="checkbox"/>
	RgoSling HighBack, Padded	55-110lbs	S	N1720220	165 <input type="checkbox"/>
	RgoSling HighBack, Padded	99-210lbs	M	N1720230	180 <input type="checkbox"/>
	RgoSling HighBack, Padded	198-353lbs	L	N1720240	205 <input type="checkbox"/>
	RgoSling HighBack, Padded	353-529lbs	XL	N1720250	240 <input type="checkbox"/>
	RgoSling HighBack, Padded	507-660lbs	XXL	N1720260	275 <input type="checkbox"/>
	RgoSling HighBack, Net	26-37lbs	XXS	N1720400	125 <input type="checkbox"/>
	RgoSling HighBack, Net	37-55lbs	XS	N1720410	130 <input type="checkbox"/>
	RgoSling HighBack, Net	55-110lbs	S	N1720420	140 <input type="checkbox"/>
	RgoSling HighBack, Net	99-210lbs	M	N1720430	150 <input type="checkbox"/>
	RgoSling HighBack, Net	198-353lbs	L	N1720440	165 <input type="checkbox"/>
	RgoSling HighBack, Net	353-529lbs	XL	N1720450	180 <input type="checkbox"/>
	RgoSling Toilet, LowBack	507-660lbs	XXL	N1720460	190 <input type="checkbox"/>
	RgoSling Toilet, LowBack	26-37lbs	XXS	N1720500	195 <input type="checkbox"/>
	RgoSling Toilet, LowBack	37-55lbs	XS	N1720510	205 <input type="checkbox"/>
	RgoSling Toilet, LowBack	55-110lbs	S	N1720520	215 <input type="checkbox"/>
	RgoSling Toilet, LowBack	99-210lbs	M	N1720530	230 <input type="checkbox"/>
	RgoSling Toilet, LowBack	198-353lbs	L	N1720540	255 <input type="checkbox"/>
	RgoSling Toilet, LowBack	353-529lbs	XL	N1720550	300 <input type="checkbox"/>
	RgoSling Toilet, LowBack	507-660lbs	XXL	N1720560	335 <input type="checkbox"/>



Description User Weight Size Part No. Price

	RgoSling Toilet, HighBack	26-37lbs	XXS	N1720600	240	<input type="checkbox"/>
	RgoSling Toilet, HighBack	37-55lbs	XS	N1720610	240	<input type="checkbox"/>
	RgoSling Toilet, HighBack	55-110lbs	S	N1720620	275	<input type="checkbox"/>
	RgoSling Toilet, HighBack	99-210lbs	M	N1720630	340	<input type="checkbox"/>
	RgoSling Toilet, HighBack	198-353lbs	L	N1720640	350	<input type="checkbox"/>
	RgoSling Toilet, HighBack	353-529lbs	XL	N1720650	360	<input type="checkbox"/>
	RgoSling Toilet, HighBack	507-660lbs	XXL	N1720660	410	<input type="checkbox"/>

	RgoSling Amputee, MediumBack	26-37lbs	XXS	N1721100	205	<input type="checkbox"/>
	RgoSling Amputee, MediumBack	37-55lbs	XS	N1721110	215	<input type="checkbox"/>
	RgoSling Amputee, MediumBack	55-110lbs	S	N1721120	220	<input type="checkbox"/>
	RgoSling Amputee, MediumBack	99-210lbs	M	N1721130	235	<input type="checkbox"/>
	RgoSling Amputee, MediumBack	198-353lbs	L	N1721140	270	<input type="checkbox"/>
	RgoSling Amputee, MediumBack	353-529lbs	XL	N1721150	315	<input type="checkbox"/>
	RgoSling Amputee, MediumBack	507-660lbs	XXL	N1721160	365	<input type="checkbox"/>

	RgoSling Amputee, HighBack	26-37lbs	XXS	N1721200	210	<input type="checkbox"/>
	RgoSling Amputee, HighBack	37-55lbs	XS	N1721210	225	<input type="checkbox"/>
	RgoSling Amputee, HighBack	55-110lbs	S	N1721220	230	<input type="checkbox"/>
	RgoSling Amputee, HighBack	99-210lbs	M	N1721230	255	<input type="checkbox"/>
	RgoSling Amputee, HighBack	198-353lbs	L	N1721240	290	<input type="checkbox"/>
	RgoSling Amputee, HighBack	353-529lbs	XL	N1721250	340	<input type="checkbox"/>
	RgoSling Amputee, HighBack	507-660lbs	XXL	N1721260	375	<input type="checkbox"/>

	RgoSling Comfort HighBack	55-110lbs	S	N1721420	130	<input type="checkbox"/>
	RgoSling Comfort HighBack	99-210lbs	M	N1721430	135	<input type="checkbox"/>
	RgoSling Comfort HighBack	198-353lbs	L	N1721440	145	<input type="checkbox"/>

	RgoSling Ambulating Vest	26-37lbs	XXS	N1721300	190	<input type="checkbox"/>
	RgoSling Ambulating Vest	37-55lbs	XS	N1721310	200	<input type="checkbox"/>
	RgoSling Ambulating Vest	55-110lbs	S	N1721320	205	<input type="checkbox"/>
	RgoSling Ambulating Vest	99-210lbs	M	N1721330	210	<input type="checkbox"/>
	RgoSling Ambulating Vest	198-353lbs	L	N1721340	220	<input type="checkbox"/>
	RgoSling Ambulating Vest	353-529lbs	XL	N1721350	245	<input type="checkbox"/>

	Groin Straps f/ Ambu Vest	each	XXS-XS	N1721700	25	<input type="checkbox"/>
	Groin Straps f/ Ambu Vest	each	S-M	N1721720	25	<input type="checkbox"/>
	Groin Straps f/ Ambu Vest	each	L-XL	N1721740	25	<input type="checkbox"/>

Accessories

	RgoSling Extension Loops	each	one size	N1721600	15	<input type="checkbox"/>
--	--------------------------	------	----------	----------	----	--------------------------

Fabric Stretcher

	RgoSling Fabric Stretcher*		M	N1721520	265	<input type="checkbox"/>
	RgoSling Fabric Stretcher*		XL	N1721540	375	<input type="checkbox"/>

*Requires 8-point suspension