
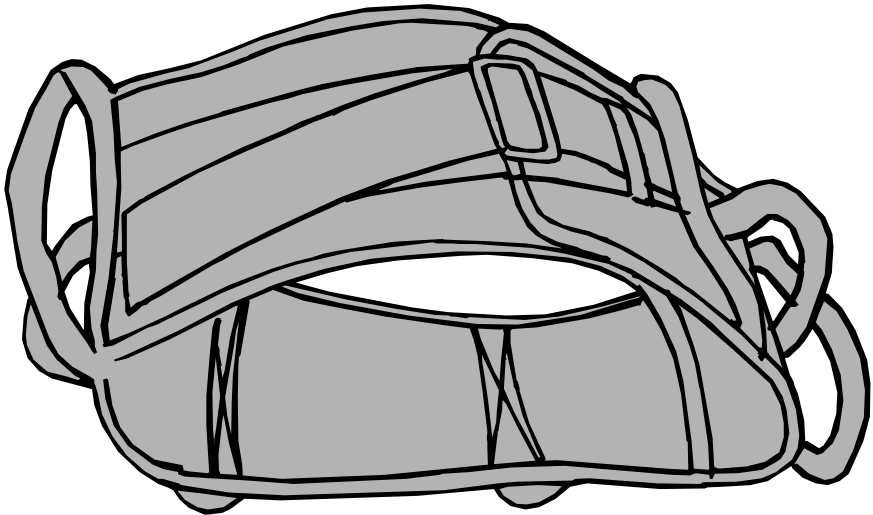


EasyBelt/FlexiBelt

SystemRoMedic™

Manual - English



SWL: 170 kg/375 lbs

EasyBelt and FlexiBelt are used as support in different transfer situations. They are not to be used as assistive devices for lifting. The inside of EasyBelt is lined with nylon, making it easy to launder or wipe clean with disinfectant. FlexiBelt's soft inside feels comfortable against the skin. Both materials have an anti-slip function.

SystemRoMedic is a series of different models of transfer assistive devices. The choice of assistive devices depends on the transfer situation and the patient's functional capability and needs.



Functional inspection

Visual inspection

Check the condition and function of the assistive device regularly. Always inspect the product after laundering. Check to ensure that seams and material are free from damage. Check to ensure that fabric is not worn or faded. If there are signs of wear, the product must be discarded.



Always read the manual

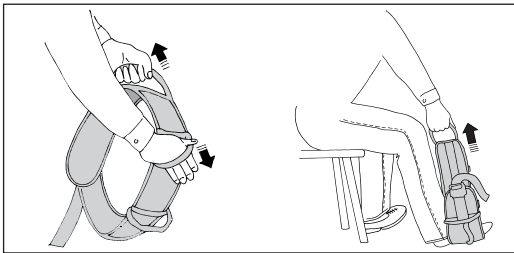
Always read the manuals for all assistive devices used during a transfer.

Keep the manual where it is accessible to users of the product.

Do not leave the patient unattended during a transfer situation.



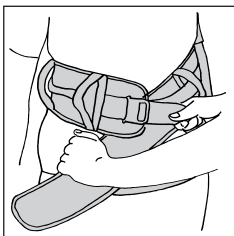
Functional testing



Pull hard on the handles in different directions (1).

Fasten the belt, place one foot in it, and then pull on one of the handles (2). Repeat the procedure with all handles.

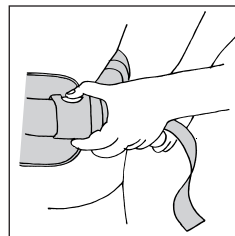
Placement



Apply the belt around the patient, below the waist.

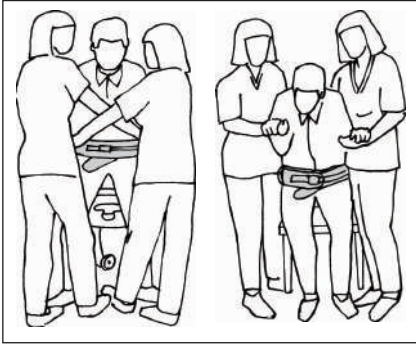
Fasten the belt and tighten it.

Removing



Release the clasp, first loosening any straps, and then remove the belt.

Using



When standing up from sitting to standing the caregiver / caregivers can choose to work from the side or from the front of the patient. One advantage of working in front of the user is to give a feeling of a more secure and safe standing up.


In raising with two helpers, it is advisable to work with cross-grip front of the patient.

It is important to lean the user forward to get a natural pattern of movement, working in towards the body with the belt.



When two caregivers are assisting, it is appropriate if one caregiver stands on each side, grasping the cross-grips at the back and holding the patient by the hand at the front.

Cross-grips at the back provide support and enable a good working stance.



Caregivers can work in pairs or alone, depending on the user's needs, since EasyBelt/FlexiBelt have several vertical and horizontal handles.

Material:

EasyBelt: Polyamide, nylon

FlexiBelt: Polyamide, polyester

Care of the product:

Read the product label.



Do not use rinsing agent. To ensure maximum material life, hang dry or tumble dry on low heat.

CE