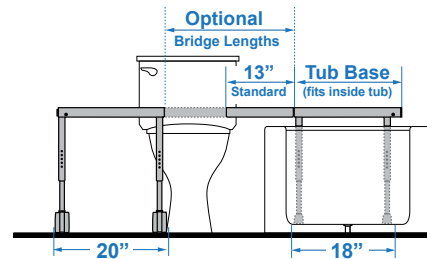
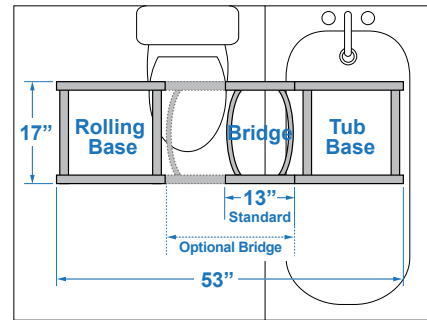






### FEATURES

- Compact, 18" x 18", tub base transfer frame that fits inside bathtub
- Standard removable 13" bridge
- Optional fixed bridge in 9" or 11" lengths
- Optional adjustable bridges from 13½" to 17¾" or 17½" to 21¾" lengths
- Locking system for added safety
- Includes headrest, commode pail, footrests and locking casters



Transfer Base Diagram




### ACCESSORIES



Fixed-Length Bridge



Adjustable-Length Bridge



Rapid Dry Positioning Belt



Reducer Ring

## ORDER FORM

Dealer: \_\_\_\_\_ Marked For: \_\_\_\_\_ Account #: \_\_\_\_\_

Date: \_\_\_\_\_ PO#: \_\_\_\_\_ Ordered By: \_\_\_\_\_

Phone: \_\_\_\_\_ Fax: \_\_\_\_\_ E-mail: \_\_\_\_\_

Ship to address: \_\_\_\_\_

**STANDARD FULL SYSTEM  
CONFIGURATION**

(includes 13" bridge, armrests and footrests)

**BTV-5100**

\$4,585

**CONFIGURE YOUR OWN**

Seating

**BTV-5102**

\$1,465

Transfer Base

**BTV-5101**

\$2,450

Weight Capacity

300 lb

Seat Width

19"

Seat Depth

18"

Seat Hole

9"W x 14.5"L

Seat Height Range

24.5", 25.25", 26", 26.75", 27.5"

Back Height

15"

Back Width

16.5"

Maximum Top of Tub Clearance Height

20.5"

Overall Length

53"

Tub Base Dimensions

18"W x 17"D

Rolling Base Dimensions

20"W x 17"D

Tub Base +Bridge Weight

20 lb

Chair + Rolling Base Weight

40 lb

**ACCESSORIES**

Armrests (included in standard system)

BTV-R5105

\$310

Footrests (included in standard system)

BTZ-A5125

\$360

Fixed-Length Bridge

BTV-A5109

9"

\$465

BTV-A511

11"

\$530

Adjustable-Length Bridge

BTV-A5104

13.5" - 17.75"

\$895

BTV-A5105

17.5" - 21.75"

\$895

Lap Belt

BTV-A5135

\$70

Rapid Dry Positioning Belt

BCZ-A8833M

Width: 4", Fit range: 22" - 68"

\$260

BCZ-A8833L

Width: 5", Fit range: 25" - 72"

\$260

Padded Reducer Ring

TZ-A4965XS

Hole: 5"W x 6"L

\$275

TZ-A4960S

Hole: 7"W x 8"L

\$275