



# JAY® J3 Posterior Deep Lateral (PDL) Backrest

E2620

April 2019

|  |  |
|--|--|
| <b>Mark For:</b> _____<br>Date: _____<br>Dealer Acct #: _____<br>Dealer: _____<br>Dealer Contact: _____<br>Dealer Address: _____<br>Dealer City: _____ ST: _____ ZIP: _____<br>Dealer Phone: ( ) _____ Fx ( ) _____<br>Confirmation Email: _____<br>Confirm Via: <input type="checkbox"/> Fax <input type="checkbox"/> Email | <b>Submitting for:</b> <input type="checkbox"/> Quote <input type="checkbox"/> Order<br>PO#: _____<br><br><b>ADDITIONAL SHIPPING INFORMATION</b><br>Ship To: _____<br>Attention: _____<br>Address: _____<br>Address: _____<br>Ship To City: _____ ST: _____ ZIP: _____<br>Ship To Phone: ( ) _____ Fax ( ) _____ |
|--|--|

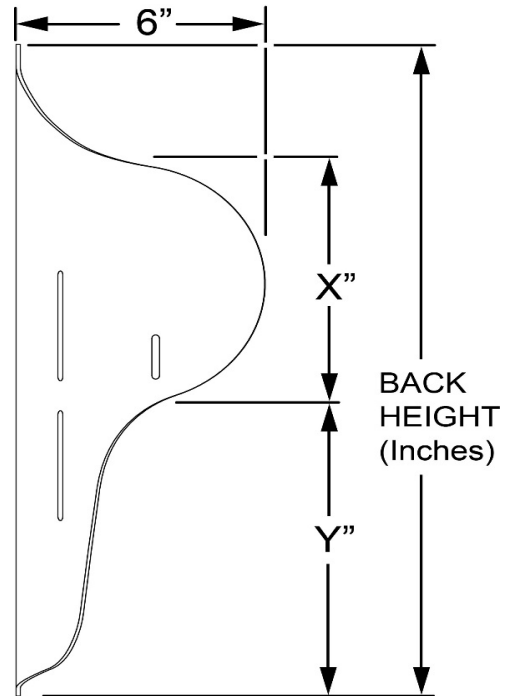
The **HCPCS CODES** provided are based on code verification through PDAC or our interpretation of the code definitions.  
 The use of **HCPCS CODES** does not ensure coverage or payment. For coverage information, verify the appropriate payer's coverage policy.

### JAY J3 Posterior Deep Lateral BACK - E2620



|                              |            |            |            |            |
|------------------------------|------------|------------|------------|------------|
| <b>BACKREST WIDTH</b>        | <b>14"</b> | <b>16"</b> | <b>18"</b> | <b>20"</b> |
| <b>BACKCANE WIDTHS</b>       | 14"- 16"   | 16"- 18"   | 18"- 20"   | 20"- 22"   |
| <b>MAX. USER TRUNK WIDTH</b> | 11"        | 13"        | 15"        | 17"        |

|                             |                            |           |      |              |                             |                             |                             |                             |                             |                             |                             |                             |       |  |
|-----------------------------|----------------------------|-----------|------|--------------|-----------------------------|-----------------------------|-----------------------------|-----------------------------|-----------------------------|-----------------------------|-----------------------------|-----------------------------|-------|--|
| Back Height                 | <b>Lower Thoracic (LT)</b> |           | X    | Y            |                             |                             |                             |                             |                             |                             |                             |                             |       |  |
|                             |                            | 6.5" (S)  |      |              |                             |                             |                             |                             |                             |                             |                             |                             |       |  |
|                             |                            | 8.0" (M)  |      |              |                             |                             |                             |                             |                             |                             |                             |                             |       |  |
|                             |                            | 9.5" (T)  |      |              |                             |                             |                             |                             |                             |                             |                             |                             |       |  |
|                             | <b>Mid Thoracic (MT)</b>   |           | X    | Y            |                             |                             |                             |                             |                             |                             |                             |                             |       |  |
|                             |                            | 12.0" (S) |      |              |                             |                             |                             |                             |                             |                             |                             |                             |       |  |
|                             |                            | 13.5" (M) |      |              |                             |                             |                             |                             |                             |                             |                             |                             |       |  |
|                             |                            | 15.0" (T) |      |              |                             |                             |                             |                             |                             |                             |                             |                             |       |  |
|                             | <b>Upper Thoracic (UT)</b> |           | X    | Y            |                             |                             |                             |                             |                             |                             |                             |                             |       |  |
|                             |                            | 16.5" (S) | 7.5" | 5.8"         | J3PDLUTSxxSH                | <input type="checkbox"/> 14 | \$750                       | <input type="checkbox"/> 16 | \$750                       | <input type="checkbox"/> 18 | \$750                       | <input type="checkbox"/> 20 | \$750 |  |
|                             |                            |           |      |              | J3PDLUTSxxFS                | <input type="checkbox"/> 14 | \$795                       | <input type="checkbox"/> 16 | \$795                       | <input type="checkbox"/> 18 | \$795                       | <input type="checkbox"/> 20 | \$795 |  |
|                             |                            |           |      |              | J3PDLUTSxxTH                | <input type="checkbox"/> 14 | \$795                       | <input type="checkbox"/> 16 | \$795                       | <input type="checkbox"/> 18 | \$795                       | <input type="checkbox"/> 20 | \$795 |  |
|                             |                            | 18.0" (M) | 8.3" | 6.5"         | J3PDLUTMxxSH                | <input type="checkbox"/> 14 | \$750                       | <input type="checkbox"/> 16 | \$750                       | <input type="checkbox"/> 18 | \$750                       | <input type="checkbox"/> 20 | \$750 |  |
|                             |                            |           |      |              | J3PDLUTMxxFS                | <input type="checkbox"/> 14 | \$795                       | <input type="checkbox"/> 16 | \$795                       | <input type="checkbox"/> 18 | \$795                       | <input type="checkbox"/> 20 | \$795 |  |
|                             |                            |           |      |              | J3PDLUTMxxTH                | <input type="checkbox"/> 14 | \$795                       | <input type="checkbox"/> 16 | \$795                       | <input type="checkbox"/> 18 | \$795                       | <input type="checkbox"/> 20 | \$795 |  |
| 19.5" (T)                   |                            | 9.3"      | 6.8" | J3PDLUTTxxSH | <input type="checkbox"/> 14 | \$750                       | <input type="checkbox"/> 16 | \$750                       | <input type="checkbox"/> 18 | \$750                       | <input type="checkbox"/> 20 | \$750                       |       |  |
|                             |                            |           |      | J3PDLUTTxxFS | <input type="checkbox"/> 14 | \$795                       | <input type="checkbox"/> 16 | \$795                       | <input type="checkbox"/> 18 | \$795                       | <input type="checkbox"/> 20 | \$795                       |       |  |
|                             |                            |           |      | J3PDLUTTxxTH | <input type="checkbox"/> 14 | \$795                       | <input type="checkbox"/> 16 | \$795                       | <input type="checkbox"/> 18 | \$795                       | <input type="checkbox"/> 20 | \$795                       |       |  |
| <b>Shoulder Height (SH)</b> |                            | X         | Y    |              |                             |                             |                             |                             |                             |                             |                             |                             |       |  |
|                             | 21.0" (S)                  | 8"        | 6"   | J3PDLSHSxxSH | <input type="checkbox"/> 14 | \$750                       | <input type="checkbox"/> 16 | \$750                       | <input type="checkbox"/> 18 | \$750                       | <input type="checkbox"/> 20 | \$750                       |       |  |
|                             |                            |           |      | J3PDLSHSxxFS | <input type="checkbox"/> 14 | \$795                       | <input type="checkbox"/> 16 | \$795                       | <input type="checkbox"/> 18 | \$795                       | <input type="checkbox"/> 20 | \$795                       |       |  |
|                             |                            |           |      | J3PDLSHSxxTH | <input type="checkbox"/> 14 | \$795                       | <input type="checkbox"/> 16 | \$795                       | <input type="checkbox"/> 18 | \$795                       | <input type="checkbox"/> 20 | \$795                       |       |  |
|                             | 22.5" (M)                  | 8.8"      | 6.5" | J3PDLSHMxxSH |                             |                             | <input type="checkbox"/> 16 | \$750                       | <input type="checkbox"/> 18 | \$750                       | <input type="checkbox"/> 20 | \$750                       |       |  |
|                             |                            |           |      | J3PDLSHMxxFS |                             |                             | <input type="checkbox"/> 16 | \$795                       | <input type="checkbox"/> 18 | \$795                       | <input type="checkbox"/> 20 | \$795                       |       |  |
|                             |                            |           |      | J3PDLSHMxxTH |                             |                             | <input type="checkbox"/> 16 | \$795                       | <input type="checkbox"/> 18 | \$795                       | <input type="checkbox"/> 20 | \$795                       |       |  |
|                             | 24.0" (T)                  | 9.5"      | 7.3" | J3PDLSHTxxSH |                             |                             |                             |                             | <input type="checkbox"/> 18 | \$750                       | <input type="checkbox"/> 20 | \$750                       |       |  |
|                             |                            |           |      | J3PDLSHTxxFS |                             |                             |                             |                             | <input type="checkbox"/> 18 | \$795                       | <input type="checkbox"/> 20 | \$795                       |       |  |
|                             |                            |           |      | J3PDLSHTxxTH |                             |                             |                             |                             | <input type="checkbox"/> 18 | \$795                       | <input type="checkbox"/> 20 | \$795                       |       |  |



Note: Hardware choices are not offered on every size of J3 Backrest, only options listed above are available.

| MOUNTING HARDWARE OPTIONS |  |    |  |    |
|---------------------------|--|----|--|----|
| SH                        |  | TH |  | FS |
|                           |  |    |  |    |

## JAY J3 BACK ACCESSORIES

All JAY J3 Back accessories are optional. All accessories will be factory mounted as much as possible to insure proper shipping (If selected below).

### SHIPPING INSTRUCTIONS

|                                     |          |   |            |                          |                                     |                                  |       |            |       |
|-------------------------------------|----------|---|------------|--------------------------|-------------------------------------|----------------------------------|-------|------------|-------|
| <input type="checkbox"/>            | N/A      | Ship Back on Chair (Chair to be ordered separately) | N/C        | <input type="checkbox"/> | N/A                                 | Ship accessories mounted on back | N/C   |            |       |
| <input checked="" type="checkbox"/> | Option # | HCPCS   | Definition | Price                    | <input checked="" type="checkbox"/> | Option #                         | HCPCS | Definition | Price |

### HEADRESTS

Use this section for selecting headrest. Head supports are not available on LT Back Shells or 22"-26" MT Back Shells

#### STEP 1 - Select your HEADREST POST

Please select one box from the below **Headrest Mount & Bracket** choices.

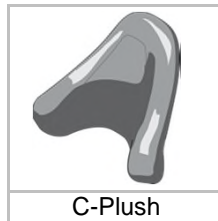
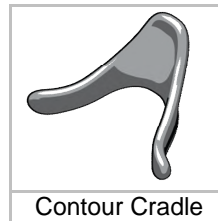
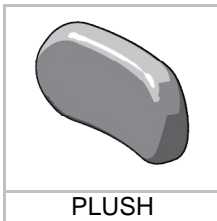
|                          |         |       |                                   |          |                          |        |       |                                   |          |
|--------------------------|---------|-------|-----------------------------------|----------|--------------------------|--------|-------|-----------------------------------|----------|
| <input type="checkbox"/> | J3HEDX  | E1028 | Axys Mount & Bracket              | \$220.00 | <input type="checkbox"/> | J3HEDO | E1028 | ONYX Mount & Bracket              | \$200.00 |
| <input type="checkbox"/> | J3HEDL  | E1028 | LINX Mount & Bracket              | \$280.00 | <input type="checkbox"/> | J3HEDC | E1028 | Cobra Mount & Bracket             | \$280.00 |
| <input type="checkbox"/> | J3HEDL2 | E1028 | LINX <sup>2</sup> Mount & Bracket | \$310.00 | <input type="checkbox"/> | J3HEDF | E1028 | Cobra Flip Back Mount and Bracket | \$350.00 |



#### STEP 2 - Select your HEADREST PAD

Please select one box from the below **Headrest Pad** choices.

|                          |      |       |                                     |          |                          |      |       |  |          |
|--------------------------|------|-------|-------------------------------------|----------|--------------------------|------|-------|--|----------|
| <input type="checkbox"/> | 14   | E0955 | J3PLSH14 - 14" Plush Pad            | \$174.00 | <input type="checkbox"/> | AAPS | E0955 | J3AAPS - Adjust-A-Plush Standard (Lrg)   | \$260.00 |
| <input type="checkbox"/> | 10   | E0955 | J3PLSH10 - 10" Plush Pad            | \$161.00 | <input type="checkbox"/> | AAPM | E0955 | J3AAPS - Adjust-A-Plush Medium <span style="border: 1px solid orange; padding: 2px;">NEW!</span> | \$260.00 |
| <input type="checkbox"/> | 8    | E0955 | J3PLSH8 - 8" Plush Pad              | \$161.00 | <input type="checkbox"/> | AAPN | E0955 | J3AAPN - Adjust-A-Plush Narrow (Sm)  | \$260.00 |
| <input type="checkbox"/> | HUPL | E0955 | J3HUPL - HeadsUp Lrg: 5.3" Lng Arms | \$310.00 | <input type="checkbox"/> | CL   | E0955 | J3CRDLLG - Lrg Contour Cradle Pad  | \$155.00 |
| <input type="checkbox"/> | HUPM | E0955 | J3HUPM - HeadsUp Med: 4.1" Sht Arms | \$310.00 | <input type="checkbox"/> | CM   | E0955 | J3CRDLMD - Med Contour Cradle Pad  | \$143.00 |
| <input type="checkbox"/> | HUPS | E0955 | J3HUPS - HeadsUp Sml: 3.5" Sht Arms | \$310.00 | <input type="checkbox"/> | PL   | E0955 | J3CPLULG - Large C-Plush Pad   | \$155.00 |
|                          |      |       |                                     |          | <input type="checkbox"/> | PM   | E0955 | J3CPLUMD - Medium C-Plush Pad  | \$155.00 |



|   |   |  |   |  |
|---|---|--|---|--|
| <b>STEP 1 - Headrest Post</b><br>Example = J3HEDX | + | <b>STEP 2 - Headrest Pad #</b><br>Example = 14 | = | <b>Completed JAY J3 Headrest #</b><br>Example = J3HEDX14 |
|---|---|--|---|--|

#### UNIVERSAL MOUNTING PLATE

|                          |       |       |  |         |
|--------------------------|-------|-------|--|---------|
| <input type="checkbox"/> | J3UHM | K0108 | Universal Headrest Mounting Plate Only | \$52.00 |
|--------------------------|-------|-------|--|---------|

## LATERAL SUPPORTS

Use this section for selecting laterals and hardware. Lateral supports are not available on Lower Thoracic Back Shells or 22"-26" MT Back Shells

### JAY CradleU LATERAL

JAY's CradleU Lateral allows you to optimize the contour and provides lateral support behind the backrest cover

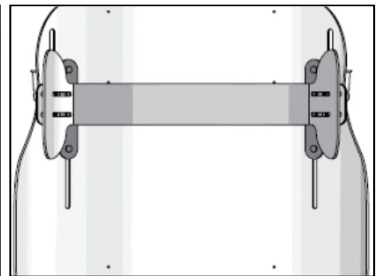
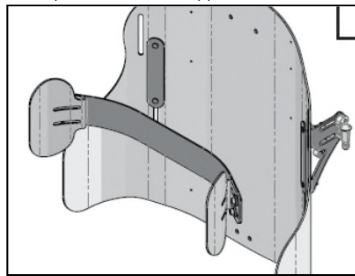
|                          |          |       |                     |          |
|--------------------------|----------|-------|---------------------|----------|
| <input type="checkbox"/> | ADD "CU" | E0956 | JAY CradleU Lateral | \$250.00 |
|--------------------------|----------|-------|---------------------|----------|

To order add "CU" to the end of your J3 back part number

The CradleU ships installed on the backrest

Only available with 16", 18" & 20" back widths

Not available with LT, PD, & PDL Back Shells



## LATERAL SUPPORTS Continued

Use this section for selecting laterals and hardware. Lateral supports are not available on Lower Thoracic Back Shells or 22"-26" MT Back Shells

### LATERAL THORACIC SUPPORT (Fixed)

Includes fixed mounting hardware. Lateral pads use 3DX covers with 1/2" Sunmate foam in the core

|                          |            |       |                                    |          |                          |            |       |                                    |          |
|--------------------------|------------|-------|------------------------------------|----------|--------------------------|------------|-------|------------------------------------|----------|
| <input type="checkbox"/> | J3LAT4X4FX | E0956 | LATERAL 4" Depth X 4" Height FIXED | \$251.00 | <input type="checkbox"/> | J3LAT6X4FX | E0956 | LATERAL 6" Depth X 4" Height FIXED | \$251.00 |
| <input type="checkbox"/> | J3LAT4X5FX | E0956 | LATERAL 4" Depth X 5" Height FIXED | \$251.00 | <input type="checkbox"/> | J3LAT6X5FX | E0956 | LATERAL 6" Depth X 5" Height FIXED | \$251.00 |
| <input type="checkbox"/> | J3LAT4X6FX | E0956 | LATERAL 4" Depth X 6" Height FIXED | \$251.00 | <input type="checkbox"/> | J3LAT6X6FX | E0956 | LATERAL 6" Depth X 6" Height FIXED | \$251.00 |

### LATERAL THORACIC SUPPORT (Swing Away)

Includes swing-away mounting hardware. Lateral pads use 3DX covers with 1/2" Sunmate foam in the core

|                          |                    |       |   |                 |                          |                    |       |   |                 |
|--------------------------|--------------------|-------|---|-----------------|--------------------------|--------------------|-------|---|-----------------|
| <input type="checkbox"/> | <b>J3LAT4X4SA</b>  |       | <b>LAT 4X4 W/ S/A MOUNTS - PR</b>           | <b>\$778.00</b> | <input type="checkbox"/> | <b>J3LAT6X4SA</b>  |       | <b>LAT 6X4 W/ S/A MOUNTS - PR</b>           | <b>\$778.00</b> |
|                          | J3LAT4X4           | E0956 | LATERAL 4" Depth X 4" Height - PAIR         | \$251.00        |                          | J3LAT6X4           | E0956 | LATERAL 6" Depth X 4" Height - PAIR         | \$251.00        |
|                          | J3SAMNT            | E1028 | LATERAL SWING AWAY MOUNT - PAIR             | \$527.00        |                          | J3SAMNT            | E1028 | LATERAL SWING AWAY MOUNT - PAIR             | \$527.00        |
| <input type="checkbox"/> | <b>J3LAT4X5SA</b>  |       | <b>LAT 4X5 W/ S/A MOUNTS - PR</b>           | <b>\$778.00</b> | <input type="checkbox"/> | <b>J3LAT6X5SA</b>  |       | <b>LAT 6X5 W/ S/A MOUNTS - PR</b>           | <b>\$778.00</b> |
|                          | J3LAT4X5           | E0956 | LATERAL 4" Depth X 5" Height - PAIR         | \$251.00        |                          | J3LAT6X5           | E0956 | LATERAL 6" Depth X 5" Height - PAIR         | \$251.00        |
|                          | J3SAMNT            | E1028 | LATERAL SWING AWAY MOUNT - PAIR             | \$527.00        |                          | J3SAMNT            | E1028 | LATERAL SWING AWAY MOUNT - PAIR             | \$527.00        |
| <input type="checkbox"/> | <b>J3LAT4X6SA</b>  |       | <b>LAT 4X6 W/ S/A MOUNTS - PR</b>           | <b>\$778.00</b> | <input type="checkbox"/> | <b>J3LAT6X6SA</b>  |       | <b>LAT 6X6 W/ S/A MOUNTS - PR</b>           | <b>\$778.00</b> |
|                          | J3LAT4X6           | E0956 | LATERAL 4" Depth X 6" Height - PAIR         | \$251.00        |                          | J3LAT6X6           | E0956 | LATERAL 6" Depth X 6" Height - PAIR         | \$251.00        |
|                          | J3SAMNT            | E1028 | LATERAL SWING AWAY MOUNT - PAIR             | \$527.00        |                          | J3SAMNT            | E1028 | LATERAL SWING AWAY MOUNT - PAIR             | \$527.00        |
| <input type="checkbox"/> | <b>J3LAT4X4SAO</b> |       | <b>LAT 4X4 S/A MOUNTS W/ 1" OFFSET - PR</b> | <b>\$778.00</b> | <input type="checkbox"/> | <b>J3LAT6X4SAO</b> |       | <b>LAT 6X4 S/A MOUNTS W/ 1" OFFSET - PR</b> | <b>\$778.00</b> |
|                          | J3LAT4X4O          | E0956 | LATERAL 4" D X 4" H W/ 1" OFFSET - PAIR     | \$251.00        |                          | J3LAT6X4O          | E0956 | LATERAL 6" D X 4" H W/ 1" OFFSET - PAIR     | \$251.00        |
|                          | J3SAMNT            | E1028 | LATERAL SWING AWAY MOUNT - PAIR             | \$527.00        |                          | J3SAMNT            | E1028 | LATERAL SWING AWAY MOUNT - PAIR             | \$527.00        |
| <input type="checkbox"/> | <b>J3LAT4X5SAO</b> |       | <b>LAT 4X5 S/A MOUNTS W/ 1" OFFSET - PR</b> | <b>\$778.00</b> | <input type="checkbox"/> | <b>J3LAT6X5SAO</b> |       | <b>LAT 6X5 S/A MOUNTS W/ 1" OFFSET - PR</b> | <b>\$778.00</b> |
|                          | J3LAT4X5O          | E0956 | LATERAL 4" D X 5" H W/ 1" OFFSET - PAIR     | \$251.00        |                          | J3LAT6X5O          | E0956 | LATERAL 6" D X 5" H W/ 1" OFFSET - PAIR     | \$251.00        |
|                          | J3SAMNT            | E1028 | LATERAL SWING AWAY MOUNT - PAIR             | \$527.00        |                          | J3SAMNT            | E1028 | LATERAL SWING AWAY MOUNT - PAIR             | \$527.00        |
| <input type="checkbox"/> | <b>J3LAT4X6SAO</b> |       | <b>LAT 4X6 S/A MOUNTS W/ 1" OFFSET - PR</b> | <b>\$778.00</b> | <input type="checkbox"/> | <b>J3LAT6X6SAO</b> |       | <b>LAT 6X6 S/A MOUNTS W/ 1" OFFSET - PR</b> | <b>\$778.00</b> |
|                          | J3LAT4X6O          | E0956 | LATERAL 4" D X 6" H W/ 1" OFFSET - PAIR     | \$251.00        |                          | J3LAT6X6O          | E0956 | LATERAL 6" D X 6" H W/ 1" OFFSET - PAIR     | \$251.00        |
|                          | J3SAMNT            | E1028 | LATERAL SWING AWAY MOUNT - PAIR             | \$527.00        |                          | J3SAMNT            | E1028 | LATERAL SWING AWAY MOUNT - PAIR             | \$527.00        |

### SPINE ALIGN POSITIONING COMPONENTS

J3 Back LT models come standard with a Small Lumbar, MT, UT and SH models come standard with a small and large lumbar.

#### SPINE-ALIGN MINI FIT KIT 1

Includes: 3 wedges, 2 lateral shims, and 2 posterior/lateral pelvic positioning pads.

|                          |           |       |                                      |          |
|--------------------------|-----------|-------|--------------------------------------|----------|
| <input type="checkbox"/> | J3SPNK112 | K0108 | SPINE-ALIGN MINI FIT KIT 1 (12")     | \$101.00 |
| <input type="checkbox"/> | J3SPNK114 | K0108 | SPINE-ALIGN MINI FIT KIT 1 (14")     | \$101.00 |
| <input type="checkbox"/> | J3SPNK116 | K0108 | SPINE-ALIGN MINI FIT KIT 1 (16")     | \$101.00 |
| <input type="checkbox"/> | J3SPNK118 | K0108 | SPINE-ALIGN MINI FIT KIT 1 (18")     | \$101.00 |
| <input type="checkbox"/> | J3SPNK120 | K0108 | SPINE-ALIGN MINI FIT KIT 1 (20")     | \$101.00 |
| <input type="checkbox"/> | J3SPNK122 | K0108 | SPINE-ALIGN MINI FIT KIT 1 (22"-26") | \$101.00 |

#### SPINE-ALIGN MINI FIT KIT 2

Includes: 5 wedges, 2 lat shims, 2 post/lat pelvic, 1 lg lumbar, 1 flat shim, and 1 curved

|                          |           |       |                                      |          |
|--------------------------|-----------|-------|--------------------------------------|----------|
| <input type="checkbox"/> | J3SPNK212 | K0108 | SPINE-ALIGN MINI FIT KIT 2 (12")     | \$139.00 |
| <input type="checkbox"/> | J3SPNK214 | K0108 | SPINE-ALIGN MINI FIT KIT 2 (14")     | \$139.00 |
| <input type="checkbox"/> | J3SPNK216 | K0108 | SPINE-ALIGN MINI FIT KIT 2 (16")     | \$139.00 |
| <input type="checkbox"/> | J3SPNK218 | K0108 | SPINE-ALIGN MINI FIT KIT 2 (18")     | \$139.00 |
| <input type="checkbox"/> | J3SPNK220 | K0108 | SPINE-ALIGN MINI FIT KIT 2 (20")     | \$139.00 |
| <input type="checkbox"/> | J3SPNK222 | K0108 | SPINE-ALIGN MINI FIT KIT 2 (22"-26") | \$139.00 |

#### LARGE LUMBAR PADS (Back Width) (W" x H" x D")

|                          |           |       |  |         |
|--------------------------|-----------|-------|--|---------|
| <input type="checkbox"/> | J3SPNLL12 | K0108 | LG LUMBAR (12") (3.5" x 7" x 1.6")     | \$44.00 |
| <input type="checkbox"/> | J3SPNLL14 | K0108 | LG LUMBAR (14") (3.5" x 7" x 1.6")     | \$44.00 |
| <input type="checkbox"/> | J3SPNLL16 | K0108 | LG LUMBAR (16") (5.5" x 7" x 1.6")     | \$44.00 |
| <input type="checkbox"/> | J3SPNLL18 | K0108 | LG LUMBAR (18") (7.5" x 7" x 1.6")     | \$44.00 |
| <input type="checkbox"/> | J3SPNLL20 | K0108 | LG LUMBAR (20") (9.5" x 7" x 1.6")     | \$44.00 |
| <input type="checkbox"/> | J3SPNLL22 | K0108 | LG LUMBAR (22"-26") (9.5" x 7" x 1.6") | \$44.00 |

#### SMALL LUMBAR PADS (Back Width) (W" x H" x D")










|                          |           |       |   |         |
|--------------------------|-----------|-------|---|---------|
| <input type="checkbox"/> | J3SPNSL12 | K0108 | SML LUMBAR (12") (1.8" x 3.2" x 0.8")   | \$42.00 |
| <input type="checkbox"/> | J3SPNSL14 | K0108 | SML LUMBAR (14") (3.5" x 4.3" x 1")     | \$42.00 |
| <input type="checkbox"/> | J3SPNSL16 | K0108 | SML LUMBAR (16") (5.5" x 4.3" x 1")     | \$42.00 |
| <input type="checkbox"/> | J3SPNSL18 | K0108 | SML LUMBAR (18") (7.5" x 4.3" x 1")     | \$42.00 |
| <input type="checkbox"/> | J3SPNSL20 | K0108 | SML LUMBAR (20") (9.5" x 4.3" x 1")     | \$42.00 |
| <input type="checkbox"/> | J3SPNSL22 | K0108 | SML LUMBAR (22"-26") (9.5" x 4.3" x 1") | \$42.00 |

#### WEDGES (Back Width) (W" x H" x D")

|                          |           |       |                                       |         |
|--------------------------|-----------|-------|---------------------------------------|---------|
| <input type="checkbox"/> | J3SPNWE12 | K0108 | WEDGES (12") (3.5" x 6.5" x 1.6")     | \$32.00 |
| <input type="checkbox"/> | J3SPNWE14 | K0108 | WEDGES (14") (3.5" x 6.5" x 1.6")     | \$32.00 |
| <input type="checkbox"/> | J3SPNWE16 | K0108 | WEDGES (16") (5.5" x 6.5" x 1.6")     | \$32.00 |
| <input type="checkbox"/> | J3SPNWE18 | K0108 | WEDGES (18") (7.5" x 6.5" x 1.6")     | \$32.00 |
| <input type="checkbox"/> | J3SPNWE20 | K0108 | WEDGES (20") (9.5" x 6.5" x 1.6")     | \$32.00 |
| <input type="checkbox"/> | J3SPNWE22 | K0108 | WEDGES (22"-26") (9.5" x 6.5" x 1.6") | \$32.00 |

#### OTHER INDIVIDUAL SPINE-ALIGN COMPONENTS

|                          |         |       |                          |         |
|--------------------------|---------|-------|--------------------------|---------|
| <input type="checkbox"/> | J3SPNCR | K0108 | Curved Shim              | \$25.00 |
| <input type="checkbox"/> | J3SPNBS | K0108 | Small Bean Bag           | \$27.00 |
| <input type="checkbox"/> | J3SPNFL | K0108 | Flat Shim                | \$25.00 |
| <input type="checkbox"/> | J3SPNBL | K0108 | Large Bean Bag           | \$29.00 |
| <input type="checkbox"/> | J3SPNLS | K0108 | Lateral Shim             | \$47.00 |
| <input type="checkbox"/> | J3SPNLP | K0108 | Posterior/Lateral Pelvic | \$47.00 |

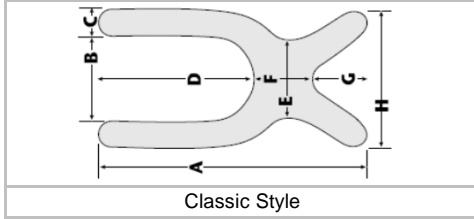
|   |   |   |   |   |  |   |   |   |
|---|---|---|---|---|--|---|---|---|
|  |  |  |  |  |  |  |  |  |
| <b>Sm Lumbar</b>  | <b>Lg Lumbar</b>  | <b>Wedge</b>  | <b>Curved Slim</b>  | <b>Flat</b>   | <b>Lateral Slim</b>  | <b>Sm Bean Bag</b>  | <b>Lg Bean Bag</b>  | <b>Post/Lat Pelvic</b>  |
| W 1.8" - 9.5"   | 3.5" - 9.5"   | 3.5" - 9.5"   | 10"   | 10"   | 2.4"   | 6"  | 10"   | 5.3"  |
| H 3.2" - 4.3"   | 7"  | 6.5"  | 4"  | 4"  | 4.3"   | 4.5"  | 3.2"  | 3.6"  |
| D 0.8" - 1"   | 1.6"  | 1.6"  | 0.5"  | 0.3"  | 0.5"   | 0.75"   | 0.75"   | 0.75"   |

## CHEST STRAPS, HARNESSSES, and BRACKETS

*Use this section for selecting harnesses. Harnesses are not available on Lower Thoracic Back Shells or 22"-26" MT Back Shells*

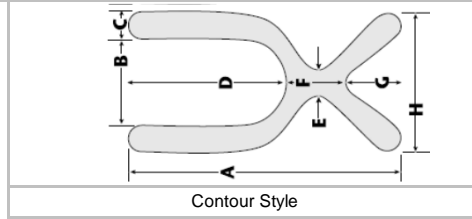
### CHEST STRAPS & HARNESSSES (Includes strap guides & mounting hardware)

|                          |           |       |                                      |          |                          |           |       |  |          |
|--------------------------|-----------|-------|--------------------------------------|----------|--------------------------|-----------|-------|--|----------|
| <input type="checkbox"/> | J3HRNCOS  | E0960 | Center Opening w/ Buckle (Sml)       | \$187.00 | <input type="checkbox"/> | J3HRNTDS  | E0960 | Contoured-Dynamic Pull Down (Sml)      | \$187.00 |
| <input type="checkbox"/> | J3HRNCOM  | E0960 | Center Opening w/ Buckle (Med)       | \$187.00 | <input type="checkbox"/> | J3HRNTDM  | E0960 | Contoured-Dynamic Pull Down (Med)      | \$187.00 |
| <input type="checkbox"/> | J3HRNCOL  | E0960 | Center Opening w/ Buckle (Lrg)       | \$187.00 | <input type="checkbox"/> | J3HRNTDL  | E0960 | Contoured-Dynamic Pull Down (Lrg)      | \$187.00 |
| <input type="checkbox"/> | J3HRNCOX  | E0960 | Center Opening w/ Buckle (X-Lrg)     | \$187.00 | <input type="checkbox"/> | J3HRNTDX  | E0960 | Contoured-Dynamic Pull Down (X-Lrg)    | \$187.00 |
| <input type="checkbox"/> | J3HRNCDS  | E0960 | Classic-Dynamic Pull Down (Sml)      | \$187.00 | <input type="checkbox"/> | J3HRNTSS  | E0960 | Contoured-Structured Pull Down (Sml)   | \$187.00 |
| <input type="checkbox"/> | J3HRNCDM  | E0960 | Classic-Dynamic Pull Down (Med)      | \$187.00 | <input type="checkbox"/> | J3HRNTSM  | E0960 | Contoured-Structured Pull Down (Med)   | \$187.00 |
| <input type="checkbox"/> | J3HRNCDL  | E0960 | Classic-Dynamic Pull Down (Lrg)      | \$187.00 | <input type="checkbox"/> | J3HRNTSL  | E0960 | Contoured-Structured Pull Down (Lrg)   | \$187.00 |
| <input type="checkbox"/> | J3HRNCDX  | E0960 | Classic-Dynamic Pull Down (X-Lrg)    | \$187.00 | <input type="checkbox"/> | J3HRNTSX  | E0960 | Contoured-Structured Pull Down (X-Lrg) | \$187.00 |
| <input type="checkbox"/> | J3HRNCSS  | E0960 | Classic-Structured Pull Down (Sml)   | \$187.00 | <input type="checkbox"/> | J3HRNPSS  | E0960 | Padded Anterior Trunk Straps (Sml)     | \$187.00 |
| <input type="checkbox"/> | J3HRNCSM  | E0960 | Classic-Structured Pull Down (Med)   | \$187.00 | <input type="checkbox"/> | J3HRNPMS  | E0960 | Padded Anterior Trunk Straps (Med)     | \$187.00 |
| <input type="checkbox"/> | J3HRNCSL  | E0960 | Classic-Structured Pull Down (Lrg)   | \$187.00 | <input type="checkbox"/> | J3HRNPSL  | E0960 | Padded Anterior Trunk Straps (Lrg)     | \$187.00 |
| <input type="checkbox"/> | J3HRNC SX | E0960 | Classic-Structured Pull Down (X-Lrg) | \$187.00 | <input type="checkbox"/> | J3HRNP SX | E0960 | Padded Anterior Trunk Straps (X-Lrg)   | \$187.00 |



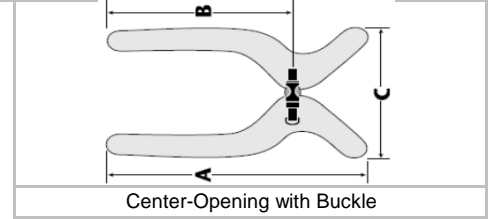
Classic Style

|    | A     | B    | C    | D   | E  | F  | G    | H     |
|----|-------|------|------|-----|----|----|------|-------|
| S  | 15"   | 4.5" | 2"   | 9"  | 4" | 4" | 2"   | 8.5"  |
| M  | 19"   | 5.5" | 2"   | 11" | 5" | 5" | 3"   | 9.5"  |
| L  | 22.5" | 6.5" | 2"   | 13" | 6" | 6" | 3.5" | 10.5" |
| XL | 25.5" | 6.5" | 2.5" | 14" | 7" | 7" | 4.5" | 11.5" |



Contour Style

|    | A     | B    | C    | D   | E    | F  | G    | H     |
|----|-------|------|------|-----|------|----|------|-------|
| S  | 15"   | 4.5" | 2"   | 9"  | 1"   | 4" | 2"   | 8.5"  |
| M  | 18.5" | 5.5" | 2"   | 11" | 1"   | 5" | 2.5" | 9.5"  |
| L  | 22.5" | 6.5" | 2"   | 13" | 1.5" | 6" | 3.5" | 10.5" |
| XL | 25.5" | 6.5" | 2.5" | 14" | 1.5" | 7" | 4.5" | 11.5" |



Center-Opening with Buckle

|    | A     | B     | C    |
|----|-------|-------|------|
| S  | 12.3" | 9"    | 6.5" |
| M  | 14.3" | 11"   | 9.8" |
| L  | 15.5" | 11.5" | 9.8" |
| XL | 17.5" | 12.8" | 10"  |

### GUIDE BRACKETS & HARDWARE ONLY

|                          |        |       |                            |         |                          |       |       |                    |         |
|--------------------------|--------|-------|----------------------------|---------|--------------------------|-------|-------|--------------------|---------|
| <input type="checkbox"/> | J3GPSG | K0108 | Guide Brackets Only - Pair | \$41.00 | <input type="checkbox"/> | J3HHP | K0108 | Hardware Pack Only | \$20.00 |
|--------------------------|--------|-------|----------------------------|---------|--------------------------|-------|-------|--------------------|---------|

### VANITY FLAP

*All 22"-26" wide J3 Back shells ship standard with the vanity flap included*

|                          |        |       |                 |         |                          |        |       |                 |         |
|--------------------------|--------|-------|-----------------|---------|--------------------------|--------|-------|-----------------|---------|
| <input type="checkbox"/> | 117096 | K0108 | 12" to 14" Wide | \$45.00 | <input type="checkbox"/> | 117100 | K0108 | 20" to 22" Wide | \$45.00 |
| <input type="checkbox"/> | 117097 | K0108 | 14" to 16" Wide | \$45.00 | <input type="checkbox"/> | 117101 | K0108 | 22" to 24" Wide | \$45.00 |
| <input type="checkbox"/> | 117098 | K0108 | 16" to 18" Wide | \$45.00 | <input type="checkbox"/> | 117102 | K0108 | 24" to 26" Wide | \$45.00 |
| <input type="checkbox"/> | 117099 | K0108 | 18" to 20" Wide | \$45.00 | <input type="checkbox"/> | 117103 | K0108 | 26" to 28" Wide | \$45.00 |

### INNER COVER

*To order a optional inner cover enter a additional line item by adding "IC" to the front of your desired J3 back part number and remove your hardware suffix.*

|                          |          |       |             |          |
|--------------------------|----------|-------|-------------|----------|
| <input type="checkbox"/> | Add "IC" | K0108 | Inner Cover | \$125.00 |
|--------------------------|----------|-------|-------------|----------|

### JAY YOUR WAY MODIFICATIONS

*Note: To order sizes offered via JAY Your Way add a "M" to the front of the part number and follow the prompts.  
For additional modifications visit [www.sunrisemedical.com](http://www.sunrisemedical.com) to view even more!*

#### PAINTED BACK SHELL

|                          |     |  |    |
|--------------------------|-----|--|----|
| <input type="checkbox"/> | SBC | Painted Back Shell   | NC |
| Color:                   |     | <input type="checkbox"/> Match Quickie or Zippie Frame Color |    |

*Note: Backshells can be painted any Quickie Or Zippie Frame color at no charge please specify the desired color in the NOTES box below. For a full listing of frame colors available please visit [www.sunrisemedical.com](http://www.sunrisemedical.com)*

#### MILITARY SERVICE PATCHES

|                          |      |                            |    |
|--------------------------|------|----------------------------|----|
| <input type="checkbox"/> | VAPH | Purple Heart Service Patch | NC |
| <input type="checkbox"/> | VAM  | Marine Service Patch       | NC |
| <input type="checkbox"/> | VAA  | Army Service Patch         | NC |
| <input type="checkbox"/> | VAAF | Air Force Service Patch    | NC |
| <input type="checkbox"/> | VAN  | Navy Service Patch         | NC |
| <input type="checkbox"/> | VACG | Coast Guard Service Patch  | NC |

#### CUSTOM EMBROIDERY

|  |            |       |                               |         |
|--|------------|-------|-------------------------------|---------|
| <input type="checkbox"/>   | EMBROIDERY | K0108 | Embroidery (32 Character Max) | \$22.00 |
| Location: <input type="checkbox"/> Front                             |            |       |                               |         |
| Font: <input type="checkbox"/> Block <input type="checkbox"/> Script |            |       |                               |         |

**Embroidery Text:**

#### COVER COLOR OPTIONS - Rear Center Flap

|                          |     |                          |    |
|--------------------------|-----|--------------------------|----|
| <input type="checkbox"/> | DCC | Digital Camouflage Cover | NC |
|--------------------------|-----|--------------------------|----|

#### SPINAL FLUID PAD

|                          |       |  |         |
|--------------------------|-------|--|---------|
| <input type="checkbox"/> | SFPS  | Small Spinal Fluid Pad (16" Height)      | \$50.00 |
| <input type="checkbox"/> | SFPM  | Medium Spinal Fluid Pad (18" Height)     | \$50.00 |
| <input type="checkbox"/> | SFPT  | Tall Spinal Fluid Pad (20" Height)       | \$50.00 |
| <input type="checkbox"/> | SFPXT | Extra Tall Spinal Fluid Pad (23" Height) | \$50.00 |

#### VISCO FOAM INSERT

|                          |       |                                      |         |
|--------------------------|-------|--------------------------------------|---------|
| <input type="checkbox"/> | VF    | Visco Foam Insert                    | \$50.00 |
| <input type="checkbox"/> | VFWSR | Visco Foam Insert with Spinal Relief | \$50.00 |

*Note: 2 Layers of 1" Yellow Visco foam is utilized as standard. Different colors of visco foam can be utilized just list desired color in notes below.*

**Don't see the option you want? NO PROBLEM! Write your request below and we can evaluate it and provide a quote.**

**Notes:**