



Multistander Prone 2024 Order Form



BILLING/SHIPPING INFORMATION					
Date:		Name:			
PO Number:		Address:			
Branch:					
Mark for:		City:			
Dealer Contact:		State:			
Email Address:		Zip Code:			
Phone:		Phone:			
		QUOTE	<input type="checkbox"/>	ORDER	<input type="checkbox"/>

A simple to use, yet comprehensive standing system providing prone and upright positioning .
Abduction configuration option available on the size 1 model.



Multistander size 1



Multistander with Abduction
Size 1 Only



Multistander size 2

KEY FEATURES

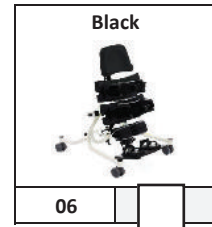


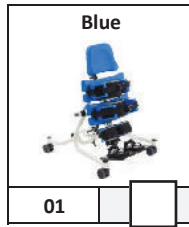
- Robust angle adjustment mechanism
- Angle adjustable footplate(s) as standard
- Polyurethane support surfaces with anti-microbial agent
- Lateral support pads include de-rotational straps to Correct Positioning

	Size 1 standard	Size 1 ABD	Size 2
Age Range (approx)	9 mths - 6 yrs	9 mths - 6 yrs	3 yrs - 13 yrs
User Height	24" - 46"	24" - 46"	43" - 61"
User Weight (max)	77 lbs	77 lbs	132 lbs
Chest/Hip Width	6" - 11"	6" - 11"	8" - 13"
Height (Footplate to top of upper support)	19" - 34"	20" - 35"	30" - 47"
Height (Floor to top of upper support board)	26" - 37"	26" - 37"	33" - 50"
Height (Floor to support board, at horizontal)	24"	24"	29"
Knee block width (center to center) min/max	5" - 8"	5" - 7"	5" - 8"
Footplate Angle	15° - 15°	15° - 15°	15° - 15°
Individual Leg Abduction - 5 degree increments	Trace	0° - 30°	Trace
Tilt-in-Space Angle	10° - 90°	10° - 90°	10° - 90°

Suggested HCPCS code: E0641**

***It is the responsibility of the CRT provider to determine the HCPCS code most appropriate for each circumstance. The HCPCS codes for reference only and are not to be deemed as legal advice. Actual coding and coverage varies by funding entities and the use of HCPCS does not guarantee coverage or payment.*

CHOOSE YOUR COLOR- All part numbers containing ** will color match



REQUIRED COMPONENTS

	Size 1	Size 1 ABD	Size 2
BASE	<p>White metal base with four locking casters and gas strut controlled angle adjustment including safety lock.</p> <p>A: 30" B: 24"</p> <p>MUS01 \$1525</p>	<p>White metal base with four locking casters and gas strut controlled angle adjustment including safety lock.</p> <p>A: 30" B: 24"</p> <p>MUS01 (ABD) \$1525</p>	<p>White metal base with four locking casters and linear winding mechanism controlled angle adjustment.</p> <p>A: 42" B: 27"</p> <p>MUS02 \$2151</p>
COLUMN	<p>Support column for height adjustment and mounting support boards. Includes knee support receiver bracket. <i>Size 1 Base only</i></p> <p>C1 \$757</p>	<p>Support column for height adjustment and mounting support boards. Includes individual abd legs and knee support receiver bracket. <i>Size 1 Base Only</i></p> <p>C1ABD \$1626</p>	<p>Support column for height adjustment and mounting support boards. Includes knee support receiver bracket. <i>Size 2 Base Only</i></p> <p>C2 \$1082</p>
FOOTPLATE	<p>One piece angle adjustable footplate offering plantar and dorsa flexion with mounting slots for sandals. <i>Size 1 Base Only</i></p> <p>A: 15" B: 11"</p> <p>FP1 \$553</p>	<p>Individual angle adjustable footplates offering plantar and dorsa flexion with mounting slots for sandals. <i>Size 1 Base Only</i></p> <p>A: 13" B: 6"</p> <p>FPABD \$831</p>	<p>One piece angle adjustable footplate offering plantar and dorsa flexion with mounting slots for sandals. <i>Size 2 Base Only</i></p> <p>A: 15" B: 13"</p> <p>FP2 \$791</p>
SUPPORT BOARDS	<p>Independently adjustable thoracic and pelvic support boards with mounting slots for support pads. Made from hygienic PU.</p> <p>A: 18" B: 6" C: 2"</p> <p>1B-** \$1061</p>	<p>Independently adjustable thoracic and pelvic support boards with mounting slots for support pads. Made from hygienic PU.</p> <p>A: 18" B: 6" C: 2"</p> <p>1B-** \$1061</p>	<p>Independently adjustable thoracic and pelvic support boards with mounting slots for support pads. Made from hygienic PU.</p> <p>A: 20" B: 7" C: 2"</p> <p>2B-** \$1517</p>

REQUIRED COMPONENTS- Please select one option from each section

TRUNK SUPPORT



Support pads with de-rotational straps (wedge shaped). Adjustable for height, width and angle. Pair

MB06-** \$469

A: 4" B: 4" C: 4" D: 5" E: 1"

MB07-** \$521

A: 5" B: 4" C: 4" D: 6" E: 1"

MB02-** \$743

A: 4" B: 4" C: 8" D: 5" E: 1"



Support pads with de-rotational straps (paddle shaped). Memory foam, wrap-around pads with padded fabric cover. Pair

MB33 \$626

A: 7" B: 3" C: .9"

MB34 \$667

A: 9" B: 3" C: .9"

MB35 \$733

A: 9" B: 4" C: .9"

PELVIC SUPPORT



Support pads with de-rotational straps (wedge shaped). Adjustable for height, width and angle. Pair

Note image to right of MB02 configuration

MB06-** \$469

A: 4" B: 4" C: 4" D: 5" E: 1"

MB07-** \$521

A: 5" B: 4" C: 4" D: 6" E: 1"


MB02-** \$743

A: 4" B: 4" C: 8" D: 5" E: 1"

MB02 Double Hip Pad Support Image



KNEE SUPPORT



PU knee blocks adjustable for height, width angle and depth. Complete with padded de-rotational knee straps. Pair

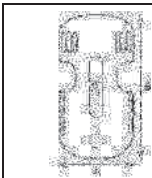
MB09-** \$416

A: 4" B: 2" C: 3"

MB04-** \$483

A: 5" B: 2" C: 4"

FOOT POSITIONING



Dimensions

Size 1

A: 3" B: 7"

Size 2

A: 4" B: 8.7"

Sandals



Sandal Risers



Sandals w/Ankle Snug



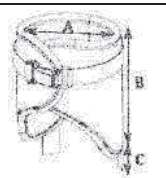
Dimensions

Size 1

A: 5"-9" B: 5" C: 0"- 9"

Size 2

A: 7" - 12" B: 5" C: 0" - 9"



Sandals Ensure solid foot placement for effective leg positioning and standing. Pair

Size 1

S16

\$178

Size 2

S2

\$203

Size 3

S3

\$218

Sandal Risers Contain 4 blocks measuring .7" each and designed for use with 1 foot. Black

Size 1

SRB1

\$133

Size 2

SRB2

\$158

Size 3

SRB3

\$173

Sandals w/Ankle Snug Offers unique magnetic buckle which can be operated single handed, gray. Pair

Size 1

S19

\$387

Size 2



S21


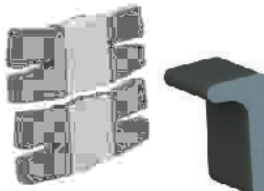
\$438

Size 3

N/A

OPTIONAL COMPONENTS

TRAY ACCESSORIES		Tray for use in prone or supine. Easy to attach and adjust for height, angle and depth and includes a tray infill for use in prone standing. Gray				Elbow Blocks Used to encourage arms into a midline position and/or to block excessive retraction. Gray Pair		
	A: 25.6" B: 17.7" C: 14.6" D: 13" (w/inset)	Compatible with MUS01 only						
	MT02	\$802	<input type="checkbox"/>					
	A: 27.6" B: 20.9" C: 18.1" D 16.1" (w/inset)	Compatible with MUS02 only						
		MT03	\$1104	<input type="checkbox"/>	A: 3.9" B: 3.3" C: 5.5"	UBEB	\$286	<input type="checkbox"/>

ADDITIONAL ACCESSORIES		Multigrip Body Support Can be used as a shoulder protractor in Supine or to provide additional lumbar support between the trunk and pelvic boards. Compatible with size 2 only. Use of the Multigrip Body Support extends user height range by 6"				Prone Chest Prompt A small, foam sternal prompt used to encourage extension of the thorax and help improve head control. Comes with (2) color matching fabric support board covers.		
	A: 11" B: 2.4" C: 2.75"	Compatible with MUS02 only						
	MUS2SS-**	\$521	<input type="checkbox"/>					
		MB03	\$443	<input type="checkbox"/>				



HEADALOFT

Additional External Head Support Option

HeadAloft includes: -Adjustable, removable, padded headrest with (2) buckle attachment straps-3 different sized, flip-away head support straps -Occipital support cushion			
HEADALOFT		\$490	<input type="checkbox"/>