



**POSITIONING**

**ACCESSORIES THROUGH**

**Ki Mobility**



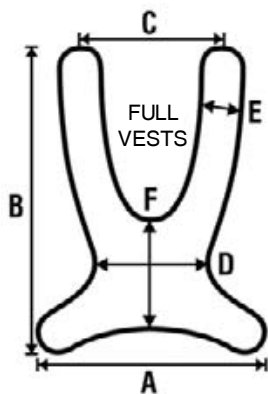
# VESTS

**Comfort Fit** Vests have our new exclusive hinged buckles that help shoulder straps stay secure at various angles. **Extended Strap** Vests have long upper straps that go over the shoulder with 3-bar sliding clips to add extra adjustment to position the quick release buckles near the chair back. Simply pull finger loops to adjust the top and bottom straps.



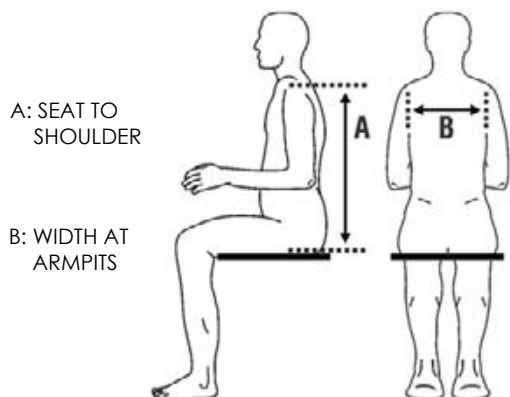
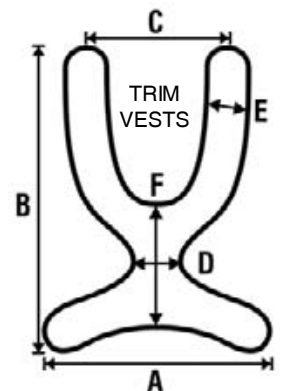
Description	Part Number
<b>w/ Reinforced Comfort Fit Straps</b>	
<b>Full Shape</b>	
Small	30589
Medium	30590
Large	30591
X-Large	30592
2X-Large	30593
<b>Trim Shape</b>	
Small	30618
Medium	30619
Large	30620
X-Large	30621
2X- Large	30622

Description	Part Number
<b>w/ Reinforced Extended Straps</b>	
<b>Full Shape</b>	
Small	30594
Medium	30595
Large	30596
X-Large	30597
2X-Large	30598
<b>Trim Shape</b>	
Small	30604
Medium	30624
Large	30625
X-Large	30626
2X-Large	30627



Vest Dimensions (inches)	A	B	C	D	E	F
Full SMALL	9.5	12.5	5.5	5	2	5
Full MEDIUM	11.25	15	7	5.75	2	5.5
Full LARGE	13.5	18	8.5	7	2.5	6.5
Full X-LARGE	15.75	21	10	8	3	7.5
Full 2X-LARGE	18	24	11	9.25	3.5	8.5

Vest Dimensions (inches)	A	B	C	D	E	F
Trim SMALL	9.5	12.5	6	2	2	5.5
Trim MEDIUM	11.25	15	7	2.5	2	6
Trim LARGE	13.5	18	8.5	3	2.5	7.25
Trim X-LARGE	15.75	21	10	3.5	3	8.5
Trim 2X-LARGE	18	24	11	9.25	3.5	8.5



A	B	Suggested Full Vest
10" - 15"	7.5" - 8.5"	Full SMALL
16" - 21"	9" - 12"	Full MEDIUM
22" - 25"	12.5" - 15"	Full LARGE
26" - 29"	15.5" - 17.5"	Full X-LARGE
30" & UP	18" & UP	Full 2X-LARGE

A	B	Suggested Trim Vest
14" - 16"	6" - 8.5"	Trim SMALL
16" - 21"	9" - 12"	Trim MEDIUM
22" - 25"	12.5" - 15"	Trim LARGE
26" - 29"	15.5" - 17.5"	Trim X-LARGE
30" & UP	18" & UP	Trim 2X-LARGE

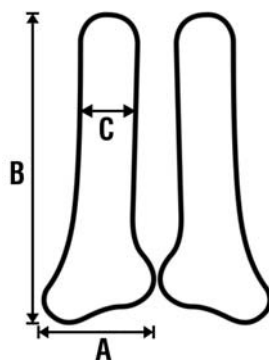
## SHOULDER HARNESS

A heavy duty non-stretch cushioned harness with reinforced webbing and extended upper straps that go over the shoulder. 3-bar sliding clips add extra adjustment to position the quick release buckles near the chair back. Pull finger loops to adjust the top straps.

Description	Part Number
<b>With Metal Clips and Cam Locks</b>	
Small	61403
Medium	61503
Large	61703
X-Large	61803



Harness Dimensions (inches)	A	B	C
SMALL	3.0	12.0	1.8
MEDIUM	3.4	13.4	2.0
LARGE	4.0	16.1	2.3
X-LARGE	4.5	18.2	2.6



## 4-POINT Y-STYLE HIP BELT

Available in 1", 1.5" or 2" straps with a metal push button buckle. Hardware included.

Description	Part Number
<b>Belt w/ 1" Straps, Pad 6" Long</b>	
w/ 1" Metal Buckle, 51"	60024
<b>Belt w/ 1.5" Straps, Pad 9" Long</b>	
w/ 1.5" Metal Buckle, 58"	60025
<b>Belt w/ 2" Straps, Pad 11" Long</b>	
w/ 2" Metal Buckle, 67"	60026



## DUAL REAR PULL HIP BELT

The dual pull on this Hip Belt allows the buckle to be easily centered when tightened on the user. It comes with a metal buckle with a push button release, and metal attaching clips to attach the belt to the chair. Pads are attached.



Description	Part Number
Belt w/ 1" Straps, 6.25"L x 1.75"H Pads, with Metal Attaching Clips	60161
Belt w/ 1.5" Straps, 7.25"L x 2.25"H Pads, with Metal Attaching Clips	60171
Belt w/ 1.5" Straps, 9.25"L x 2.5"H Pads, with Metal Attaching Clips	60181

## SINGLE PULL HIP BELT

It comes with a metal buckle with a push button release, and metal attaching clips to attach the belt to the chair. Pads are attached.



Description	Part Number
1" Straps, 4.25"L x 1.75"H Pads, with Metal Clips	61001
1" Straps, 5.25"L x 1.75"H Pads, with Metal Clips	61101
1" Straps, 6.25"L x 1.75"H Pads, with Metal Clips	61201
Description	Part Number
1.5" Straps, 5.25"L x 2.25"H Pads, with Metal Clips	62001
1.5" Straps, 7.25"L x 2.25"H Pads, with Metal Clips	62101
1.5" Straps, 9.25"L x 2.5"H Pads, with Metal Clips	62201
Description	Part Number
2" Straps, 9.25"L x 3"H Pads, with Metal Clips	64001
2" Straps, 11.25"L x 3"H Pads, with Metal Clips	64101

## COMMUNICATION MOUNTS \*

**Frame Mount** attaches to vertical frame member.

**Armrest Mount** attaches between arm pad and armrest tube.

**Tray Mount** attaches to tray surface with a suction cup.

\*Armrest Mount **NOT** compatible with Swing Away or Flip Up Non-Locking armrest

\*Tray Mount requires a tray

Description	Part Number
Communication Frame Mount-fits 3/4", 7/8", & 1" tubing	32350
Communication Frame Mount-fits 1 1/4" tubing	32365
Communication Frame Mount-fits 1 3/8" tubing	32366
Communication Armrest Mount	32351
Communication Tray Mount	32352

## DEVICE HOLDERS

- **iPad Mount** spring loaded cradle fits I-Pad 1, 2, 3 and 4
- **iPad Mini Mount** spring loaded cradle fits I-Pad Mini and other small tablets (Amazon Kindle Fire, Google Nexus 7, Motorola XYBOARD 8.2)
- **7" Tablet Mount** spring loaded with 4 rubber tips fits most 7" tablets (Amazon Kindle, Amazon Kindle Fire, Amazon Kindle Fire HD, iPad mini, Archos 7, Asus EEE Pad Memo, Nook, BlackBerry PlayBook, Dell Streak 7, HTC Flyer, Motorola XYBOARD 8.2, Pantech Element (no case), Panasonic Toughpad™, Samsung Galaxy Tab (7"), Samsung Galaxy 7.0 Plus)
- **10" Tablet Mount** spring loaded with 6 rubber tips fits most 10" tablets (iPad 1, 2, 3, 4, HP TouchPad, Asus EEE Pad, Asus EEE Pad Transformer, Lenovo LePad Slate, LG G-Slate, LG Optimus Pad, Motorola XOOM, Motorola XYBOARD 10.1, Pandigital R90A200, Samsung Galaxy Tab 8.9, 10.1, Samsung Galaxy Tab 2, 10.1, Toshiba Thrive)
- **Smart Phone Mount** compact spring loaded with 4 rubber tips fits most cell/smart phones (iPhone 3G, 3GS, 4, 4S, 5, iPod Touch, iPod G1-G5)
- **Large Smart Phone Mount** spring loaded with 4 rubber tips fits large phones/phablets (HTC Droid DNA, Huawei Ascend P1, LG Intuition, Nokia Lumia 920, Pantech Vega 6, Samsung Galaxy Mega 5.8, 6.3, Samsung Galaxy Note 2)

Description	Part Number
iPad Mount	32355
iPad Mini Mount	32356
7" Tablet Mount	32357
10" Tablet Mount	32358
Smart Phone Mount	32359
Large Smart Phone Mount	32354

7" and 10" Tablet Holder



Tray Mount

Smart Phone and Large Smart Phone Holder



Armrest Mount



Frame Mount



iPad and iPad Mini Holder



## HEAVY-DUTY CUPHOLDER

The **Heavy-Duty Cupholder** is 3 1/2" wide and strong coated steel. It easily attaches to the frame of a wheelchair, stroller, lawnmower, or bike handlebars.

Description	Part Number
Heavy Duty Cupholder	30889



## CANE MOUNTED SWINGAWAY LTS

Swingaway LTS fit 7/8", 1" and 1 1/8" push canes. It features swingaway locking hinges and 2" stainless steel lateral offset brackets. Available with or without offset brackets and 4" x 6" Gel Pads (pads come with removable covers). Sold in pairs.

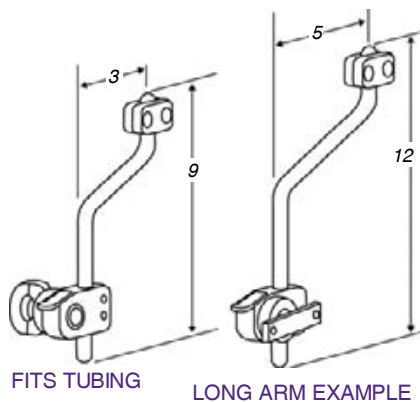
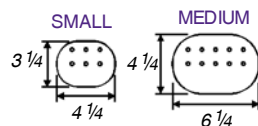
Description	Part Number
Swingaway Kits with gel pads and offset brackets	50021
Swingaway Kits only, includes cane mounts swingaway hinges	50022



# FLIPDOWN KNEE ADDUCTOR ASSEMBLY

Fits 3/4", 7/8" and 1" tubing. Features a superior locking mechanism with very little play and a flipdown trigger release design. Available in short and long arm configurations. **New configurations are available to fit 1 1/4" tubing or 1 3/8" tubing.** Two pad sizes are available, pads are 1 1/4" thick, all-black textured urethane self-skinning foam, with a neoprene cover.

Description	Part Number
<b>Flipdown Knee Adductor Hardware</b> (3/4", 7/8" and 1" tubing)	
Short Arm, Pair (1 left & 1 right)	30248
Long Arm, Pair (1 left & 1 right)	30284
<b>Knee Adductor Pad &amp; Neoprene Cover</b>	
Small (1)	50490
Medium (1)	50491



## FLIPDOWN KNEE ADDUCTOR ASSEMBLY FOR 1 1/4" TUBING IS NOW AVAILABLE

Description	Part Number
Short Arm, Pair (1 left & 1 right)	30083
Long Arm, Pair (1 left & 1 right)	30082

## FLIPDOWN KNEE ADDUCTOR ASSEMBLY FOR 1 3/8" TUBING IS NOW AVAILABLE

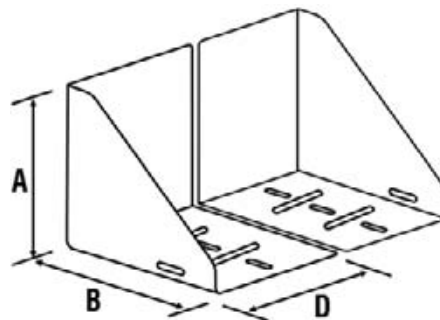
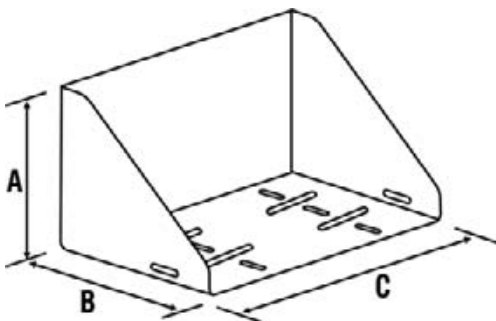
Description	Part Number
Short Arm, Pair (1 left & 1 right)	32974
Long Arm, Pair (1 left & 1 right)	32973

## PADDED ABS FOOTBOXES

**Full Footbox** design mounts across both foot plates, while the **Split Footbox** design allows each side to move independently with the footplate. The resilient ABS construction bounces back into shape after impact and the padded vinyl inserts are closed cell washable foam. Comes with a slotted base for easy installation and adjustment. Allows limited movement while containing the lower extremities.



Description	Part Number
<b>Padded Split Footbox</b>	
Small, fits 14" chair	30152
Medium, fits 16" chair	30153
Large, fits 18" chair	30154
<b>Padded Full Footbox</b>	
Small, fits 14" chair	30111
Medium, fits 16" chair	30112
Large, fits 18" chair	30113



DIMENSIONS (inches)	A	B	C	D
SMALL	6"	8"	11"	5.5"
MEDIUM	8"	10"	13"	6.5"
LARGE	10"	12"	15"	7.5"



Slotted Base



Vinyl Insert



## FOOTSURE ANKLE SUPPORTS

Made from high quality materials and construction, **FootSure Ankle Supports** feature a reinforced back panel and a durable attractive finish. Available in 5 sizes, with either a hook-n-loop or release-buckle closure. Easily attaches to the footplate with footman loops, bolts and nuts, or self-tapping screws (all included). Accommodates different abilities and preferences.

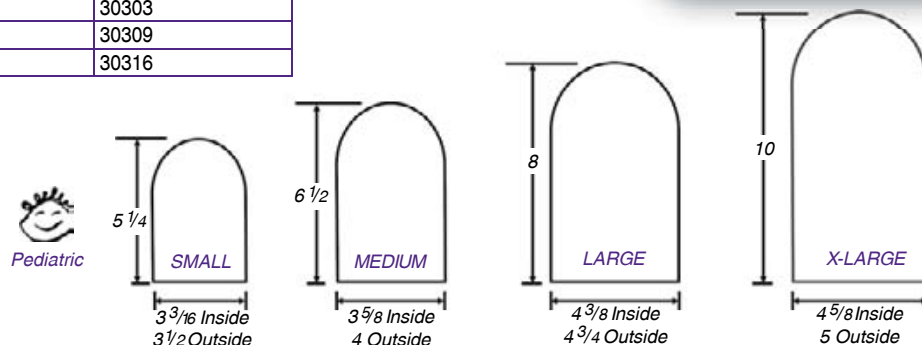
Description	Part Number
<b>FootSure Ankle Supports w/Buckle, Pair</b>	
X-Small, 6" to 8" circumference	60250
Small, 7" to 8.5" circumference	60251
Medium, 8" to 11" circumference	60252
Large, 9" to 12" circumference	60253
X-Large, 12.5" to 15" circumference	60254
<b>FootSure Ankle Supports w/Hook-N-Loop, Pair</b>	
X-Small, 5" to 6" circumference	60255
Small, 6" to 8" circumference	60256
Medium, 8" to 10.5" circumference	60257
Large, 9" to 12" circumference	60258
X-Large, 12" to 15" circumference	60259



## MOLDED SHOE HOLDERS

**Molded Shoe Holders** are designed for strength and durability, with a new shape with parallel sides to better fit shoes. Designed for comfort as well, the ankle strap slots are angled for comfortable fit and has rear heel relief for high tone individuals. All Shoe Holders come with the straps pre-attached and the hardware to attach to footplates is included.

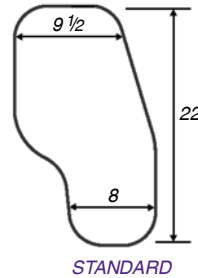
Description	Part Number
<b>Molded Shoe Holders w/Plain Straps, Pair</b>	
Small	30293
Medium	30303
Large	30309
X-Large	30316



## CLEAR HALF TRAYS \*

Made of 3/8" thick clear polycarbonate, this heavy-duty moisture-resistant tray is ideal for institutional or long term care. The standard shape offers a large work surface.

Description	Part Number
Standard Shape with Adjustable Height Bracket, flip-away	
Right Side	41310
Left Side	41311



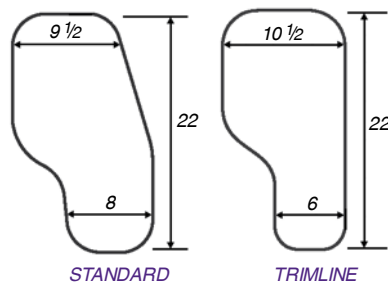
## PADDED HALF TRAYS \*

**Padded Half Trays** are upholstered with black satin vinyl over 1" thick foam, on a 1/2" thick wood base, it's easy to wipe clean and all materials are latex free. A trimline shaped tray offers support for people with a weakness on one side, while the standard shape tray offers a larger work surface.



Description	Part Number
Standard Shape, No Cupholder	
With Adjustable Height Bracket, flip-away	
Right Side	41350
Left Side	41353

Description	Part Number
Trimline Shape, No Cupholder	
With Adjustable Height Bracket, flip-away	
Right Side	41352
Left Side	41351



\*Half Trays **NOT** compatible with Swing Away or Flip Up Non-Locking Armrests

## TRAYS

Heavy-duty break-resistant trays made from 3/8" thick clear polycarbonate. Features a black PVC rim. Fits on any Ki Chair:

**CATALYST**      **ROGUE**

**FOCUS**      *Little Wave*      *Spark*

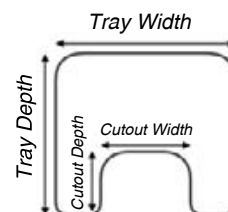


Chair	10" Chair Width	11" Chair Width	12" Chair Width
Tray Size	17W x 15D	17W x 15D	18W x 16D
Cutout	7.5W x 4.5D	7.5W x 4.5D	8.5W x 5D
With PVC rim	33203 (H2.75)	33204	33205

Chair	13" Chair Width	14" Chair Width	15" Chair Width
Tray Size	19W x 18D	20W x 18D	21W x 18D
Cutout	9.5W x 5.5D	10.5W x 6D	11.5W x 6.5D
With PVC rim	33208	33209	33210

Chair	16" Chair Width	17" Chair Width	18" Chair Width
Tray Size	22W x 21D	23.5W x 22D	24.5W x 22D
Cutout	12.5W x 7.5D	13.5W x 8.5D	14.5W x 9.5D
With PVC rim	33214	33215	33216

Chair	19" Chair Width	20" Chair Width	21" Chair Width	22" Chair Width
Tray Size	26.5W x 22D	26.5W x 22D	27.5W x 23.5D	28.5W x 23.5D
Cutout	15.5W x 10.5D	17W x 11D	16.5W x 11D	18W x 11D
With PVC rim	33220	33221	33222	33223



## TRAY HARDWARE

**E-Z Lock Clamps** are made of a durable glass-filled black nylon material with recessed hardware that won't tear arm pads. The tray slides on from the front and the clamp-on design securely holds the tray in place. Sold in pairs.



Armrest	Hardware Part Number
Swing Away	31072
Flip Up Non-Locking	E-Z Lock Clamp - Tube Arms
For all other armrests	31098
	E-Z Lock Clamp - Standard Arms

