



Jockey Basic Manual

User manual



Safety

All Krabat products are CE marked according to 93/42 / EØF, Class 1 of 14 June 1993 - Medical Device Directive. This certifies that it meets all relevant European safety requirements. This manual is approved according to these standards. The shelf life of the product corresponds to a lifespan of about 5 years under normal use. After about 5 years the product should be renovated by Krabat AS or an approved partner to extend the product's service life. All service must be performed by Krabat or an authorized partner.

Products with electrical components must be submitted to Krabat for a technical review / overhaul before it is sent out to use again.



The CE-label is to be removed if the product is modified, or non-original parts are used!



Adjustments not described in Krabat user manuals shall only be carried out by Krabat, or by personnel approved by Krabat.



Krabat products are not toys! Improper use may cause damage to both user and/ or the product.



Warranty

Krabat provide a guarantee of 2 years for all products. This guarantee is aimed at defects in workmanship or materials. The guarantee may be reduced or waived if service or daily maintenance are not observed. It is the customer's responsibility to ensure that maintenance is carried out.

The warranty does not cover accidental damage, including damage caused by improper use or lack of maintenance. The warranty does not cover normal wear or wear parts.

The warranty is void if non-original parts are used, or if the product is repaired or modified by personnel not approved by Krabat.



Jockey Basic

01.0. General	s. 04
02.0. Main components	s. 05
03.0. Use	s. 06
04.0. Optional equipment	s. 08
05.0. Maintenance	s. 08
06.0. Individual adjustments	s. 08
07.0. Technical data	s. 09
08.0. Symbols	s. 10
09.0. Warranty	s. 11

01 - General

This user manual gives an overview of the Krabat Jockey Basic with manual elevation of the sitting unit. Krabat jockey basic comes in two different sizes. Many configurations are possible with different accessories.

Krabat Jockey Basic is an active chair for children and youth between the age 7 – 18 years (2 sizes). The chair is height adjustable and can be adjusted from floor level to the height of a kitchen worktop. The sitting position can be adapted to the individual child. All angles and positions can be set infinitely. An occupational therapist or a physiotherapist should determine the use of this chair.

The excellent sitting position provided by the Krabat Jockey Basic is due to both the saddle seat, which promotes a neutral position in the pelvis and abduction in the hips, and the footrests that support the feet in an optimal position. The chair promotes good stability in

the lower body and gives the spinal column natural curves. This provides a good base for balance and activity in the trunk and upper body. The saddle seat enhances an active sitting position rather than a slumped and passive position. The upright and active position will also benefit speech, swallowing and respiration.

To ensure an optimal sitting position it is important to try out and adjust the chair before use. Do not use the chair unless an individual trial has been carried out. Furthermore, do not let other children use the chair without an individual trial.

As children grow, they change their movement and sitting pattern on a regular basis. It is likely that the child will need another size of the sitting unit or other adjustments. Contact your local physiotherapist or occupational therapist if the product is not optimal or if adjustments are needed.



02.0 - Main components -Jockey Basic w/ manual elevation

Krabat Jockey Basic with manual elevation has the following main components:

- 01** Saddle seat with adjustable angle of the sitting unit
- 02** Adjustable backrest
- 03** Adjustable individual footrests or footrest-in-one
- 04** Undercarriage
- 05** Wheels



03.0 - Use

To obtain the optimal sitting position, the angles of the seat, backrest and footrest need to be adjusted. This should be done by a therapist who has received training from Krabat AS, or a representative for Krabat AS.

Fold down back rest: Loosen handle (1), loosen the 2 grip knobs (2), fold down back rest

Back rest height adjustment: Loosen handle (1), adjust height, tighten handle (1)

Seat tilt adjustment: Loosen handle (3), adjust tilt, tighten handle (3)

Central break: Push lever (4) down, to release wheels pull lever (4) up

Seat height adjustment: Pull lever (5) up, adjust height, release lever (5)

Armrest height adjustment: Pull knob (6) up, adjust height, release knob (6)

Armrest depth adjustment: Slide armrest (7) forwards/backwards to wanted position

03.1 - Individual footrests

Place the feet on the footrests and tighten the belts. Children who use ankle-foot orthotics should wear these, together with their shoes, whilst sitting in the Krabat Jockey Basic. The height of the footrests is adjusted by sliding them up or down the tracks, or simply by adjusting the length of the strap which is attached underneath the seat. It is also possible to attach ankle straps on the footrests. These will need adjustment to ensure the child's foot is in the correct position.



03.2 - Footrest-in-one

The height of the footrests is adjusted by sliding them up or down the tracks, or simply by adjusting the length of the strap which is attached underneath the seat. It is also possible to attach ankle straps on the footrest. These will need adjustment to ensure the child's foot is in the correct position.



04.0 – Accessories/ optional equipment

There is a wide range of accessories available for the Krabat Jockey Basic.

All optional equipment come with their own user manual.

If you need accessories/ optional equipment for your Krabat Jockey Basic chair, please contact a Krabat representative, or a Krabat-approved therapist for installation and adjustment.

05.0 - Maintenance

All metal and plastic parts can be cleaned using mild soapy water. The seat and backrest are covered with upholstery and can be cleaned using either a cloth and soapy water or machine washed at 40 degrees Celsius.

The textile is fastened to the chair with Velcro. Advice about spot removal is given.

Bearings and other movable parts are maintenance free and should not be lubricated.

To prevent injury, no part of the product shall be serviced or maintained while in use.

NOTE: If any part should break or is obviously damaged, please stop using the chair and contact authorized personnel for service or appropriate corrective measures.

06.0 - Individual adjustments and adaptations

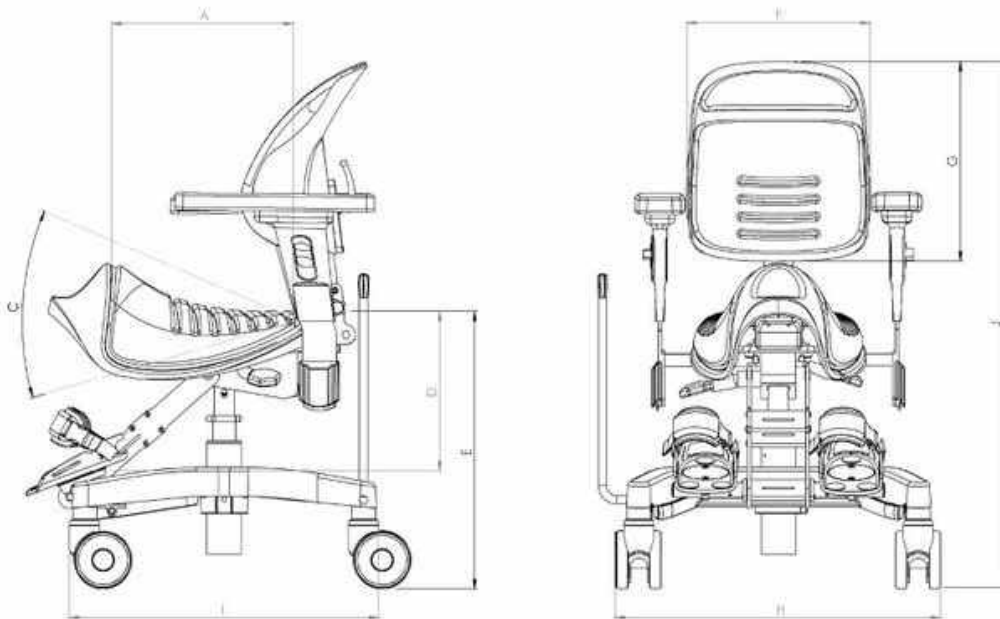
If the sitting unit for some reason needs adjustment, please contact a physiotherapist or an occupational therapist. Adaptations of the sitting unit must be made by qualified personnel or Krabat AS.

Do not under any circumstances make any modifications by yourself.

07.0 - Technical data









Measure	Description	Size 2	Size 3
A	Seat depth	34 cm	42 cm
B	Seat width	32 cm	35 cm
C	Tilt	7° backward 25° forward	7° backward 25° forward
D	Distance seat to footrest	33 to 47 cm	33 to 47 cm
E	Seat height above floor	50 to 65 cm	50 to 65 cm
F	Width of backrest	32 cm	32 cm
G	Height of backrest	41 to 47 cm	45 to 51 cm
H	Total width	56 cm	56 cm
I	Total length	53 cm	53 cm
J	Total height	96-116 cm*	96-116 cm*
	Width between armrests	32 to 46 cm	32 to 46 cm
	Height of armrests	13 to 22 cm	13 to 22 cm
	Age of user (approximately)	6 to 14 years	14 to 18 years
	Maximum user weight	100 kg	100 kg
	Product weight	26 kg	26 kg

*Total height width plus backrest add 5 cm



08.0 – Symbols, description/ explanation

The different symbols used on product and in this User Manual explained below

Symbol	Description	Meaning	Explanation
	Symbol for use in the labelling of medical devices.	Manufacturer	Indicates the medical device manufacturer.
	Medical electrical equipment — Part 1: General requirements for basic safety and essential performance.	Consult instructions for use	Indicates the need for the user to consult the instructions for use.
	Medical electrical equipment — Part 1: General requirements for basic safety and essential performance	Follow instructions for use	Refer to instruction manual/booklet.
	Medical electrical equipment — Part 1: General requirements for basic safety and essential performance.	Attention: Read all warnings and precautions in instructions for use	Indicates the need for the user to consult the instructions for use for important cautionary information such as warnings and precautions that cannot, be presented on the medical device itself.
	Medical electrical equipment —	Type BF applied part	To identify a type BF applied part complying with IEC 60601-1.
IPN ₁ N ₂	Medical electrical equipment — Part 1: General requirements for basic safety and essential performance.	Degree of Ingress Protection Provided by Enclosure	Manufacturer-determined degree of particle and water ingress protection.
	Symbol for use in the labelling of electrical devices.	In-door use only	To identify electrical equipment designed primarily for indoor use.
	Symbols for use in the labelling of electrical devices.	Class II equipment	To identify equipment meeting the safety requirements specified for Class II equipment
	The requirements for accreditation and market surveillance relating to the marketing of products; Medical Device Directive.	CE marking	Signifies European technical conformity.

09.0 - Warranty

Manufacturer of the Krabat products, Krabat AS – hereinafter referred to as KRABAT - having its place of business at Ravnsborgveien 56, 1395 Hvalstad, Asker, Norway – gives the purchaser of a KRABAT product the following product warranty, hereinafter referred to as the “WARRANTY”:

1. This WARRANTY is given upon the strict condition that the purchaser and any person that the purchaser gives access to the KRABAT product observe and adhere to the following SAFETY PRECAUTIONS:
 - I. Always make sure to have read and understood the relevant user manual for the actual KRABAT product before taking into it use.
 - II. The KRABAT product is only meant to be used for its intended purpose in accordance with the KRABAT user manual for the relevant KRABAT product.
 - III. Never leave a child, or any other user, using the KRABAT product without proper adult supervision.
 - IV. Always make sure that safety belts are properly fit and fastened and do not malfunction, as well as recheck the foresaid at regular intervals when the KRABAT product is in use.
 - V. Always use the KRABAT product with due regard to the advice of your physiotherapist or occupational therapist.
 - VI. Always remember that the KRABAT product is NOT a toy, and hence, never let a child, or any one else, play with the KRABAT product, as it can harm both persons and the product as well as causing damage.
 - VII. Always – when not in use - store the KRABAT product in a safe manner in order for it not to be misused by anyone, and furthermore for the purpose of not exposing the KRABAT product to conditions that may harm it and/or its functions.
2. Subject to the terms and conditions of the WARRANTY, KRABAT warrants that the KRABAT product for a period of one (1) year (“the Warranty Period”) from the purchase of the KRABAT product, shall function in accordance with its intended purpose as set out in the KRABAT user manual following the actual KRABAT product purchased.
3. KRABAT will at its own cost either itself, or by assistance of a third party, within reasonable time offer assistance in order to remedy any defect of substance to the KRABAT product which occurs within the said Warranty Period, either by taking the unit in question for repair or by forwarding spares for replacement, provided, however, the purchaser of the KRABAT product without undue delay after having become aware of the defect(s), in writing has notified KRABAT or a representative authorized by KRABAT of the discovered defect(s). However, KRABAT retains the right at its sole discretion in lieu of performing remedial work to forward a new unit in lieu of the unit having defects or being defective. In respect of forwarding spare or replacement parts, or a new unit, KRABAT or its authorized representative, shall be deemed to have fulfilled its obligation in so far the part(s) or unit(s) in question are made available for collection at the offices from where the initial KRABAT product was sold.
4. In the event where a defect has not been successfully remedied,
 - I. The purchaser shall be entitled to a reduction of the purchase price in proportion to the reduced value of the KRABAT product, provided that under no circumstances shall such reduction exceed fifteen per cent (15 %) of the purchase price for the said KRABAT product, or

- II. II Where the defect is so material as to significantly deprive the purchaser of the benefit of the purpose of the purchase, the purchaser may terminate the purchase in respect of the defective KRABAT product. The purchaser shall then be entitled to actual loss suffered, if any, however, limited to a maximum of fifteen per cent (15 %) of the purchase price for the said KRABAT product.
5. This WARRANTY does not give any guarantees apart from those expressly given under this WARRANTY.
6. For avoidance of doubt This WARRANTY does not extend to any liability of KRABAT or its authorized representatives in respect of any indirect or consequential loss or damage suffered by the purchaser or any person the purchaser, either deliberately or undeliberately, gives access to the KRABAT product.
7. This WARRANTY does not apply in so far that the KRABAT product is supplemented with or there are changed parts of the KRABAT product with parts not manufactured by KRABAT or with parts manufactured or provided by others and the use thereof is of not authorized in writing by KRABAT.
8. KRABAT shall only be liable for defects which appear under conditions of operation or use provided for in the relevant user manual following the KRABAT product.
9. KRABAT shall not be liable for defects which are caused by faulty maintenance, incorrect adjustments or faulty repair by any other person than KRABAT or representative authorized by KRABAT, or any alterations to the KRABAT product carried out without the prior written consent from KRABAT.
10. This WARRANTY does not cover normal wear and tear.
11. KRABAT shall not under any circumstances be liable for defects in any part of a KRABAT product for more than two (2) years from delivery.
12. Save as set out above under this WARRANTY, KRABAT, as well as its authorized representatives, shall not be liable for any defects of the KRABAT product. This applies to any loss the defect may cause including loss of production, loss of profit and other indirect loss.