



SOLARIS
FREEDOM TO LIVE

*New
Thigh High
Silver Liner*
See Page 7

ReadyWrapTM
MANUFACTURED BY SOLARIS

*Low-stretch Adjustable
Compression Wraps*

Table of Contents

2	Contact Information
3	ReadyWrap™: An Effective Alternative to Elastic Compression
4	Lower Extremity Garments <i>New Thigh High Silver Liner</i>
8	Upper Extremity Garments
10	Lower Extremity Donning Instructions
12	Upper Extremity Donning Instructions
13	Measuring Landmarks and Custom Sizing
14	Care Instructions, Indications, Contraindications and Materials
15	Ordering, Warranty Information and A6545 Information

ReadyWrap™

MANUFACTURED BY SOLARIS

ReadyWrap™ low-stretch medical binders can be used as an alternative or supplement to elastic compression garments. If your patient has trouble donning elastic daywear, or can benefit from low-stretch compression, ReadyWrap™ may be the perfect option.

Why Choose ReadyWrap™?



Simplify donning with ReadyWrap's color-coded strapping system.



Prevent gapping with a 50% overlap on Calf, Knee, and Thigh units.



Easily adjust to allow for daily girth fluctuations.

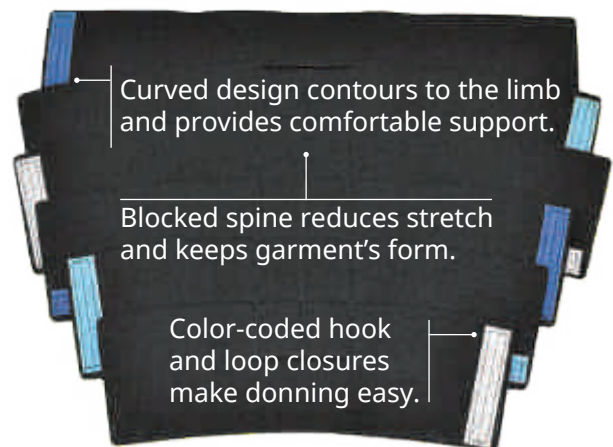


Provide higher working and lower resting compression levels with low-stretch materials.



"The garment is very easy for our elderly patients who never could successfully don or doff a compression stocking...I have been surprised at how well the Solaris ReadyWrap™ garment manages patients' edema as effectively, if not even better, than a 30-40 mmHg compression stocking. Thank you again for making such a great product."

*A. Kelley
Rehab Manager, OT, CLT*



Curved design contours to the limb and provides comfortable support.

Blocked spine reduces stretch and keeps garment's form.

Color-coded hook and loop closures make donning easy.

RW-LE-BD
ReadyWrap™ Calf

ReadyWrap™ is a variable compression garment. Compression is dependent upon how the garment is donned. The medical professional should use the same judgement on the fit for the ReadyWrap™ as they do for fitting traditional short-stretch bandaging. ReadyWrap™ is not intended for compression greater than 40 mmHg.

ReadyWrap™ Lower Extremity Garments

Thigh RW-LE-EG



Low stretch material provides low resting and high working pressures from superior patella border to the groin.



Proximal strap helps accommodate straight and conical thighs.



Overlaps Knee unit to help prevent gapping.

Options	
Colors	
Beige	Black

Knee RW-LE-DE



Easy, three strap design provides a comfortable fit reducing pinching and high pressure points.



Overlaps Calf and Thigh units to help prevent gapping.

Options	
Colors	
Beige	Black

Calf RW-LE-BD



Can be worn with compression hosiery for additional support and protection.



Blocked spine reduces stretch and improves structural support.



Overlaps Foot and Knee units to help prevent gapping.

Options	
Colors	
Beige	Black



Foot RW-LE-AB



Left/Right specific design and medial dart enhance contouring.



Easy to don, two strap design fits inside most shoes.



Overlaps Calf and Toe units to help prevent gapping.

Options	
Colors	
Beige	Black

Thigh RW-LE-EG

Description	Length	Above Knee Girth	Groin Girth	Item Code
Average, Small	up to 25 cm	38 – 48 cm	48 – 63 cm	RW-LE-EG-S25
Average, Medium	up to 25 cm	45 – 58 cm	58 – 73 cm	RW-LE-EG-M25
Average, Large	up to 25 cm	52 – 68 cm	68 – 83 cm	RW-LE-EG-L25
Average, X-Large	up to 25 cm	59 – 78 cm	78 – 93 cm	RW-LE-EG-XL25
Average, XX-Large	up to 25 cm	66– 88 cm	88 – 103 cm	RW-LE-EG-XXL25
Tall, Small	up to 30 cm	38 – 48 cm	48 – 63 cm	RW-LE-EG-S30
Tall, Medium	up to 30 cm	45 – 58 cm	58 – 73 cm	RW-LE-EG-M30
Tall, Large	up to 30 cm	52 – 68 cm	68 – 83 cm	RW-LE-EG-L30
Tall, X-Large	up to 30 cm	59 – 78 cm	78 – 93 cm	RW-LE-EG-XL30
Tall, XX-Large	up to 30 cm	66– 88 cm	88 – 103 cm	RW-LE-EG-XXL30

Knee RW-LE-DE

Description	Below Knee Girth	Above Knee Girth	Item Code
Small	28 – 38 cm	38 – 48 cm	RW-LE-DE-S
Medium	33 – 43 cm	45 – 58 cm	RW-LE-DE-M
Large	38 – 48 cm	52 – 68 cm	RW-LE-DE-L
X-Large	43 – 58 cm	59 – 78 cm	RW-LE-DE-XL
XX-Large	53 – 68 cm	66– 88 cm	RW-LE-DE-XXL

Calf RW-LE-BD

Description	Length	Ankle Girth	Calf Girth	Item Code
Average, Small	up to 30 cm	18 – 23 cm	28 – 38 cm	RW-LE-BD-S30
Average, Medium	up to 30 cm	20 – 28 cm	33 – 43 cm	RW-LE-BD-M30
Average, Large	up to 30 cm	25 – 33 cm	38 – 48 cm	RW-LE-BD-L30
Average, X-Large	up to 30 cm	30 – 38 cm	43 – 58 cm	RW-LE-BD-XL30
Average, XX-Large	up to 30 cm	35 – 43 cm	53 – 68 cm	RW-LE-BD-XXL30
Tall, Small	up to 35 cm	18 – 23 cm	28 – 38 cm	RW-LE-BD-S35
Tall, Medium	up to 35 cm	20 – 28 cm	33 – 43 cm	RW-LE-BD-M35
Tall, Large	up to 35 cm	25 – 33 cm	38 – 48 cm	RW-LE-BD-L35
Tall, X-Large	up to 35 cm	30 – 38 cm	43 – 58 cm	RW-LE-BD-XL35
Tall, XX-Large	up to 35 cm	35 – 43 cm	53 – 68 cm	RW-LE-BD-XXL35

Foot RW-LE-AB

Description	Foot Length	Y Girth	Ankle Girth	Item Code
Small (<i>Left / Right</i>)	up to 21 cm	28 – 33 cm	18 – 23 cm	RW-LE-AB-X-S
Medium (<i>Left / Right</i>)	up to 23 cm	30 – 38 cm	20 – 28 cm	RW-LE-AB-X-M
Large (<i>Left / Right</i>)	up to 26 cm	35 – 43 cm	25 – 33 cm	RW-LE-AB-X-L
X-Large (<i>Left / Right</i>)	up to 29 cm	40 – 48 cm	30 – 38 cm	RW-LE-AB-X-XL



Toe RW-LE-AA



Unique design allows for adjustable toe girths.



Provides full foot coverage when paired with a ReadyWrap™ foot unit.



Left and right specific design provides enhanced contouring.

Options	
Colors	
Beige	Black



Extender Strap RW-EX

- Provides an additional 10 cm to a standard ReadyWrap™ strap.
- “Y” clamp design helps ensure a secure fit.
- Compatible with ReadyWrap™ Calf, Knee, and Thigh units.

Options	
Colors	
Beige	Black



Toe RW-LE-AA

Description	MTP Girth	Item Code
Small (<i>Left / Right</i>)	18.0 – 20.4 cm	RW-LE-AA-X-S
Medium (<i>Left / Right</i>)	20.5 – 23.5 cm	RW-LE-AA-X-M
Large (<i>Left / Right</i>)	23.6 – 26.0 cm	RW-LE-AA-X-L
X-Large (<i>Left / Right</i>)	26.1 – 28.5 cm	RW-LE-AA-X-XL
XX-Large (<i>Left / Right</i>)	28.6 – 31.0 cm	RW-LE-AA-X-XXL



Silver Liner LN-LE

- New Thigh High design provides longer length and two girth options.
- Liners designed to be used under low-stretch garments (liners themselves offer no therapeutic compression)
- Materials: 69% polyester, 25% nylon, 5% spandex / elastane, 1% X-Static®
- Care: Machine wash, machine dry.
- Contraindications: Allergy to materials, including silver



Description	Girth Range	Item Code
Below Knee	28 – 68 cm	LN-LE-AD
Thigh High, Regular	48 – 74 cm	LN-LE-AG-RG
Thigh High, Max	74 – 103 cm	LN-LE-AG-MX



ReadyWrap™ Upper Extremity Garments

Arm RW-UE-CG



Double-sewn liner allows for easy, one-handed donning and doffing.



Features a padded wrist and elbow to eliminate compression hot spots and provide additional comfort.



Bilateral design contours to both left and right arms.

Options	
Colors	
Beige	Black

Gauntlet RW-UE-BC



Provides coverage from the wrist to MCP and overlaps the ReadyWrap™ arm garment to reduce gapping.



Left/Right specific design contours more naturally to the hand.



Built in padding for palm and dorsum helps provide consistent compression over bony prominences.



Pocket design allows for Swell Spots™ or foam pads to provide additional support.
Swell Spots™ sold separately.

Options	
Colors	
Beige	Black



Arm RW-UE-CG

Description	Length	Wrist Girth	Elbow Girth	Axilla Girth	Item Code
Short, Small	up to 43 cm	13.5 – 17 cm	19 – 26 cm	22 – 29 cm	RW-UE-CG-S43
Short, Medium	up to 43 cm	15.5 – 20 cm	24 – 33 cm	26 – 36 cm	RW-UE-CG-M43
Short, Large	up to 43 cm	17.5 – 23 cm	29 – 40 cm	31 – 43 cm	RW-UE-CG-L43
Short, X-Large	up to 43 cm	17.5 – 23 cm	30 – 43 cm	36 – 50 cm	RW-UE-CG-XL43
Average, Small	up to 46 cm	13.5 – 17 cm	19 – 26 cm	22 – 29 cm	RW-UE-CG-S46
Average, Medium	up to 46 cm	15.5 – 20 cm	24 – 33 cm	26 – 36 cm	RW-UE-CG-M46
Average, Large	up to 46 cm	17.5 – 23 cm	29 – 40 cm	31 – 43 cm	RW-UE-CG-L46
Average, X-Large	up to 46 cm	17.5 – 23 cm	30 – 43 cm	36 – 50 cm	RW-UE-CG-XL46
Tall, Small	up to 49.5 cm	13.5 – 17 cm	19 – 26 cm	22 – 29 cm	RW-UE-CG-S49
Tall, Medium	up to 49.5 cm	15.5 – 20 cm	24 – 33 cm	26 – 36 cm	RW-UE-CG-M49
Tall, Large	up to 49.5 cm	17.5 – 23 cm	29 – 40 cm	31 – 43 cm	RW-UE-CG-L49
Tall, X-Large	up to 49.5 cm	17.5 – 23 cm	30 – 43 cm	36 – 50 cm	RW-UE-CG-XL49

Gauntlet RW-UE-BC

Description	Length	Wrist Girth	Palm Girth	Item Code
Small (<i>Left / Right</i>)	up to 12.5 cm	13.5 – 17 cm	18 – 20 cm	RW-UE-BC-X-S
Medium (<i>Left / Right</i>)	up to 13.5 cm	15.5 – 20 cm	20 – 22 cm	RW-UE-BC-X-M
Large (<i>Left / Right</i>)	up to 14.5 cm	17.5 – 23 cm	22 – 24 cm	RW-UE-BC-X-L
X-Large (<i>Left / Right</i>)	up to 15.5 cm	19.5 – 26 cm	24 – 26 cm	RW-UE-BC-X-XL

Lower Extremity Donning Instructions

A clean liner should always be donned before applying lower extremity ReadyWrap™ garments (liners with toe coverage cannot be worn with ReadyWrap™ Toe garments). Donning instructions can also be found in the ReadyWrap™ user guides included with each garment.

Toe	
Step 1	Step 2
<p>Unfasten all of the straps on your Toe garment and slide it over your foot. Position toes between spacers. Fasten the two toe straps with white hook.</p> 	<p>Fasten the strap with light blue hook. Then fasten the strap with dark blue hook. Lastly, adjust all straps for comfort.</p> 

Foot	
Step 1	Step 2
<p>Place your heel firmly into the hole of the garment with the short seam along the back of your ankle and the long seam under your arch.</p> 	<p>Fasten both straps. Adjust for comfort as needed.</p> 

Calf	
Step 1	Step 2
<p>Place the spine of the garment against your calf and fasten the shortest strap just above your ankle bone.</p> 	<p>Fasten the remaining straps in order from light blue to dark blue, small piece of hook to big, adjusting for comfort as needed.</p> 

Thigh

Step 1

Fasten the shortest strap about one inch above the top of your knee.



Step 2

Fasten the remaining straps in order from light blue to dark blue, small piece of hook to big, adjusting for comfort as needed.



Knee

Step 1

Fasten the middle strap with the white hook directly over your knee.



Step 2

Fasten the remaining straps in order from light blue to dark blue, small piece of hook to big, adjusting for comfort as needed.



Extender Strap

Step 1

Open the clamp end of the Extender Strap and align it with the long, vertical piece of hook on the ReadyWrap™ strap.



Step 2

Insert your ReadyWrap™ strap completely into the clamp end of your Extender Strap. Hook pieces should align with the fabric. Then, don the ReadyWrap™ as normal.



Upper Extremity Donning Instructions

Arm

Step 1

Slide your arm through the inner liner. Adjust so the seam of the elbow pad is directly over the bony prominence of your elbow.



Step 2

Fasten the strap with white hook over your wrist. Fasten the remaining straps in order from light blue to dark blue, adjusting for comfort as needed.



Gauntlet

Step 1

Open the wrist strap of your arm unit. Place your hand in the gauntlet, keeping your thumb in a relaxed position. Fasten the white tab to the palm of your gauntlet.



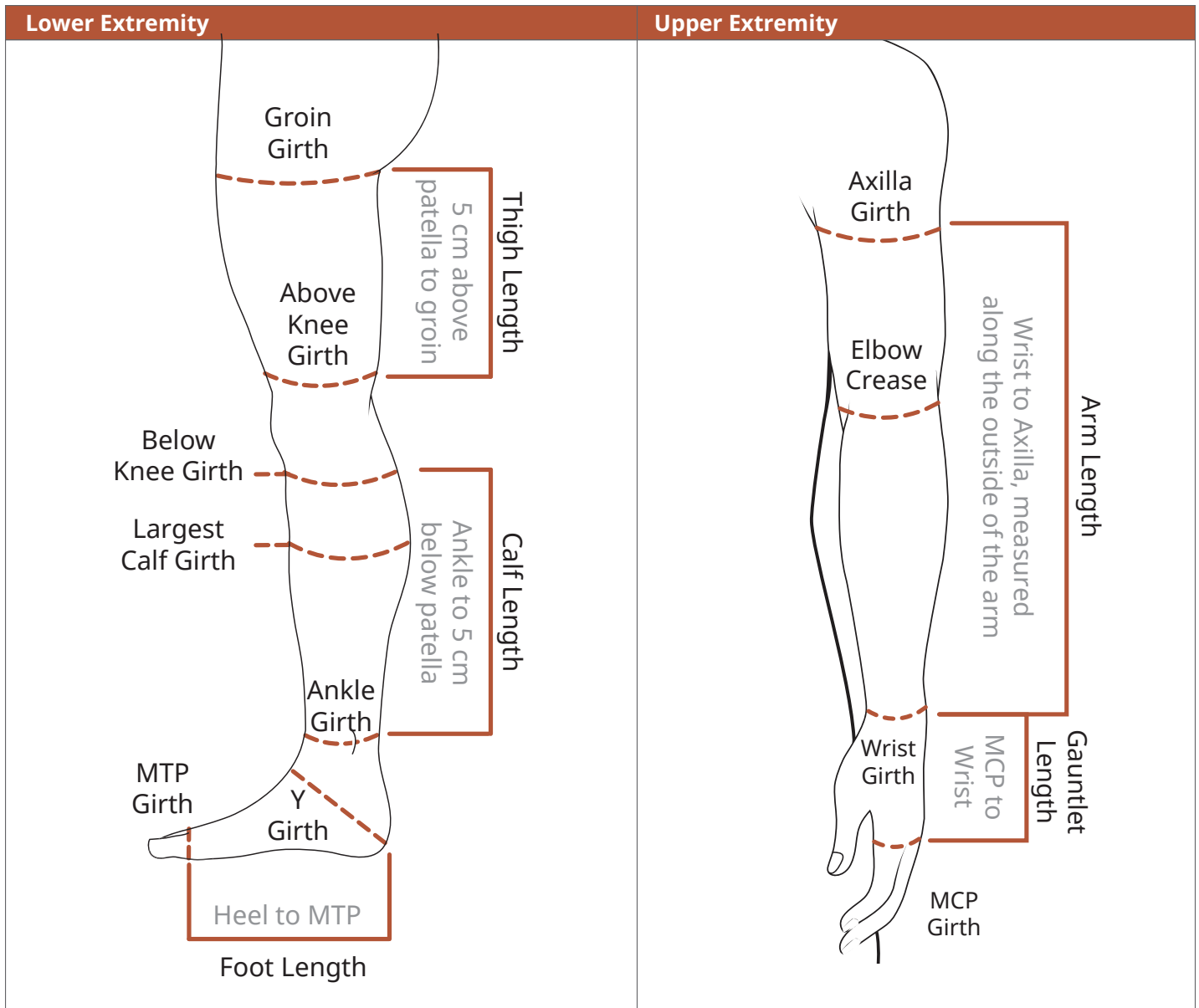
Step 2

Fasten the light blue wrist strap so it overlaps the arm liner. Then fasten the dark blue palm strap. Adjust the thumb strap and refasten the wrist strap of your arm garment.



Measuring Landmarks

Below are the measuring landmarks for ReadyWrap™ standard size garments. If you have any questions, please call us toll-free at (855) 892-4140 or email us at info@solarismed.com.



Custom Sizing

Most clients will fit into standard sizes, but Solaris understands that there will be occasions where a custom garment is needed. Solaris is proud to offer custom sizing for Lower Extremity ReadyWrap™ units. Our Design Center is always available to answer any questions and help you find the best possible solution for your client. Call (855) 892-4140 to discuss specific issues. Custom forms are available in price list and order form catalogs.

ReadyWrap™ Upper Extremity units are available in standard size only.

Care Instructions

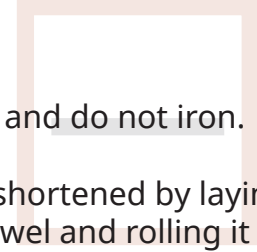
Washing

- Hand wash only.
- Use warm water with a drop of mild detergent or dish soap.
- Do not use bleach, fabric softeners, or other additives.



Drying

- Lay flat to dry.
- Do not machine dry and do not iron.
- Drying time can be shortened by laying the garment on a towel and rolling it inside the towel to collect excess water.



Intended Uses

- Maintain reduced fluid volume and shape of upper and lower extremity limbs
- Management of lymphedema
- Relief of leg fatigue and heaviness
- Assists in the management of some symptoms of venous ulcers
- Assists in helping limit venous ulcer recurrence

Contraindications

- Arterial insufficiency or degeneration
- Acute DVT (Deep Vein Thrombosis)
- Untreated congestive heart failure
- Untreated cancer
- Untreated infection
- Absent or severely impaired sensation
- Allergy to materials
- Severe or moderate peripheral arterial disease
- Severe cognitive impairment

Materials

Contains: 61% nylon, 33% polyurethane, 6% spandex, VELCRO®
Not made with natural rubber latex.