

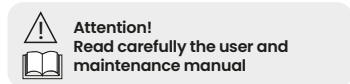
DISTRIBUTOR/AGENT:	DATE OF ORDER:
	DATE OF DELIVERY:
	NAME OF THE ADDRESSEE/USER:



F E A T U R E S

- Compact and adjustable in height - to allow access to different table tops and work surfaces - thanks to the gas spring for the adjustment with the child seated. ONLY FOR INDOOR USE.
- **Frame** painted with non-toxic epoxy powders.
- **Safety system to avoid unintentional activation.**
- **Upholstery** extremely **breathable, resistant and easily washable**, even if not removable. **Fire retardant** according to EN 1021-1:2014 and EN 1021-2:2014.
- **Backrest** easily adjustable in height by sliding. Tilt with green levers.
- Soft **armrests** adjustable in height and tilt.
- **Seat** slightly tilted of 5° for better comfort. Adjustable in depth and width thanks to **958R multiadjustable padded pelvic side supports**.
- It can be **matched** to the corresponding measure of the **ORMESA Multifunction Table** (see its Order Form).

Marked **CE**



Please check off the interested products

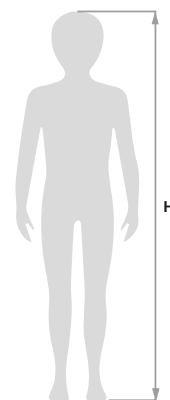

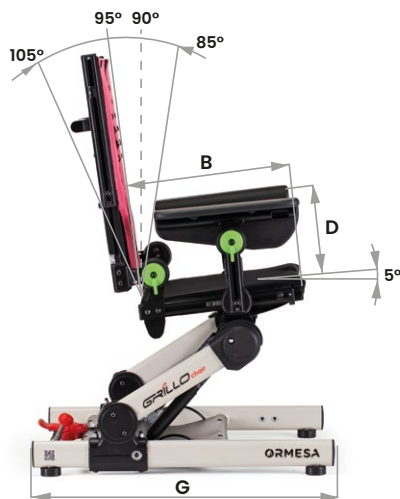


M E A S U R E S

Size: Small Medium

Upholstery colour: Pink Blue

Frame: Pebble grey



with 959 component, set of 4 wheels with footrest

	A*	B	C	D	E	F	F1	G	G1	L	L1	User height (H)	Tot. weight	Max. Load
Small	30 cm	20-30 cm	30-45 cm	15-18 cm	36 cm	48 cm	50,5 cm	50 cm	52-64 cm	20-31 cm	28-39 cm	90-120 cm	10,7 kg	35 kg
	11,8 in	7,8-11,8 in	11,8-17,7 in	5,9-7 in	14,1 in	18,8 in	19,8 in	19,6 in	20,4-25,1 in	7,8-12,2 in	11-15,3 in	35,4-47,2 in	23,5 lb	77,1 lb
Medium	35 cm	28-43 cm	35-55 cm	16-20 cm	41 cm	52 cm	54,5 cm	56,5 cm	62-73 cm	25-40 cm	33-48 cm	110-150 cm	13 kg	45 kg
	13,7 in	11-16,9 in	13,7-21,6 in	6,2-7,8 in	16,1 in	20,4 in	21,4 in	22,2 in	24,4-28,7 in	9,8-15,7 in	12,9-18,8 in	43,3-59 in	28,6 lb	99,2 lb

* with component 958R multi-adjustable pelvic side supports: size SMALL 20-30 cm (7,8-11,8 in); size MEDIUM 25-35 cm (9,8-13,7 in)

ADDITIONAL COMPONENTS

947 Pelvic belt with variable angle
 mini S M




920 Four point pelvic belt
 S M




838 Trunk side supports
 Adjustable in height, width and rotation.
 mini S M



853 Vest harness
 mini S



853 slim Four point shaped harness
 M




834N Narrow abduction block
 mini/S M



958R Padded pelvic side supports
 Adjustable in width, rotation and depth.




824 Tray with wrap-around recess
 Adjustable in depth, height and tilt with armrests.




823 Backrest extension for the head support



835 Shaped headrest with lateral and occipital support, adjustable in height. Only with 823 backrest extension.




865 Padded headrest adjustable in height. Only with 823 backrest extension.



959 Set of 4 wheels with brakes as an alternative to the 4 black glides. 75 mm swivel wheels all equipped with brakes. Supplied with footrest.



 **Meet user's height and weight**

Notes: _____

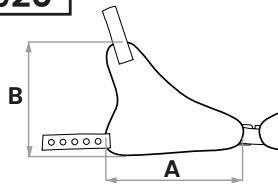
COMPONENTS MEASURES

947



mini A=16 cm B=5 cm A=6,2 in B=1,9 in	small A=19 cm B=6 cm A=7,4 in B=2,3 in	medium A=25,5 cm B=8 cm A=10 in B=3,1 in
----------------------------------------------------------	-----------------------------------------------------------	-------------------------------------------------------------

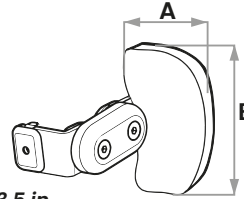
920



small
A=16 cm/6,2 in
B=15,5 cm/6,1 in

medium
A=23 cm/9 in
B=19 cm/7,4 in

838



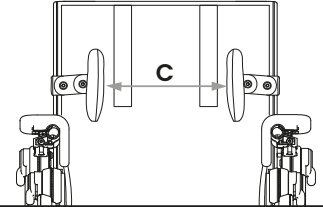
mini
A=9 cm/3,5 in
B=11 cm/4,3 in

small
A=10 cm/3,9 in
B=13 cm/5,1 in

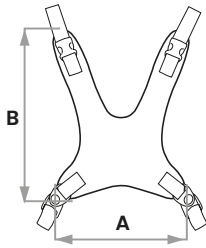
medium
A=11 cm/4,3 in
B=17 cm/6,6 in

small
C= 19-25 cm/7,4-9,8 in

medium
C= 23-29 cm/9-11,4 in



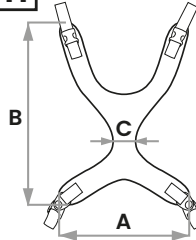
853



mini
A=20,5 cm/8 in
B=28 cm/11 in

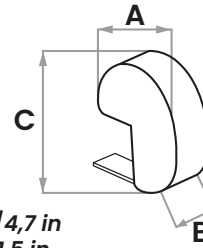
small
A=25 cm/9,8 in
B=34 cm/13,3 in

853 slim



medium
A=33 cm/12,9 in
B=46 cm/18,1 in
C=5 cm/1,9 in

834N



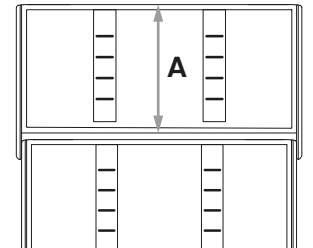
mini/S
A=12 cm/4,7 in
B=4 cm/1,5 in
C=14 cm/5,5 in

medium
A=15 cm/5,9 in
B=4 cm/1,5 in
C=17 cm/6,6 in

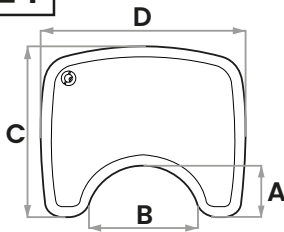
823

small
A= 14 cm/5,5 in

medium
A= 20 cm/7,8 in



824



A= 16 cm/6,2 in
 B= 38 cm/14,9 in
 C= 53 cm/20,8 in
 D= 64 cm/25,1 in