

DISTRIBUTOR/AGENT:	DATE OF ORDER:
	DATE OF DELIVERY:
	NAME OF THE ADDRESSEE/USER:



FEATURES

- **Ergonomic and modular tricycle** that helps the user to keep a proper posture and makes the ride easier thanks to its design and components.
- **Lowered frame** for easy ascent and descent.
- **Front positioned bottom bracket** for easier pedaling.
- **Pinion** to facilitate the pedaling in safety.
- **Folding frame** to save space during transport.
- **Adjustable handlebar** in height, backward-forward and reversible.
- **Wide and ergonomic handles**, to increase comfort.
- **Bell.**
- **Front and back lamp.**
- **Front brake with locking device** (available from size M) for ascent and descent, that can be operated by the lever either on the right or on the left side of the handlebar. The distance between the brake lever and the handlebar is adjustable by screw.
- **Adjustable ergonomic saddle** in height, tilt and backward-forward
- **Rear storage basket.**
- **20" pneus wheels** run on ball bearings. A mechanism on the rear wheels allows easy adjustment of the tension of the chain.
- **Quick release front wheel.**



Attention!  
Read carefully the user and maintenance manual


Please check off the interested products:  \_\_\_\_\_

MEASURES

FRAME COLOUR:


- Blue
- Red
- Green

View from above

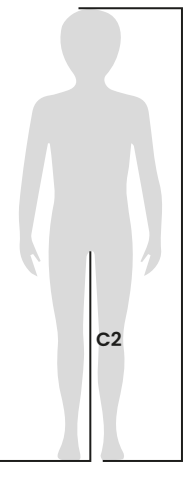


Storage basket  
Internal measures

L	48,6 cm in 19,1
M	27,4 cm in 10,7
N	9,6 cm in 3,7
Max. load	35 kg lb 77



C1= C2-2cm



C2= leg length

	Max. Load	Aid Weight	A	B	C1*	D	E	F	G	I	User Height (H)
<b>Large</b>	kg. 90 lb. 198,4	kg. 25,5 lb. 56,2	cm 60 in 23,6	cm 75 in 29,5	cm 69-83 in 27,1-32,6	cm 16 in 6,3	cm 162 in 63,7	cm 56,5 in 22,2	cm 95 in 37,4	cm 100 in 39,3	cm 140-165 in 55,1-64,9

\*With standard saddle. You can further adjust the height of the saddle ( $\pm 3$ cm) acting on the clamp.

Choose the configuration

Fixed Pinion




Free Wheel

Differential and Fixed Pinion

Differential and Free Wheel

Three-speed transmission with differential. Allows braking by counter-pedaling, shifting when the tricycle is stationary, and reversing.

OPTIONAL COMPONENTS, ONLY CHOOSABLE WHEN ORDERING THE TRICYCLE

<p><input type="checkbox"/> <b>864</b> Disc brake. only for models with differential and without gearbox.</p> 	<p><input type="checkbox"/> <b>847</b> Cranks adjustable in length decreases the distance between saddle and pedal of 3,5 and 5 cm.</p> 	<p><b>Handlebar</b> Please choose the position of the brake</p> <p><input type="checkbox"/> Left    <input type="checkbox"/> Right    <i>In absence of indications, the brake will be mounted on the right.</i></p> <p><input type="checkbox"/> M    <input type="checkbox"/> L</p> 
---	---	--

OPTIONAL COMPONENTS, ALSO CHOOSABLE SEPARATELY

<p><input type="checkbox"/> <b>880</b> Ergonomic handles adjustable in inclination independently (1 pair). Same size as the Handlebar. <i>Choose the position of the brake on Ergonomic Handles</i></p> 	<p><b>845</b> Forearm support</p> <p><input type="checkbox"/> Left    <input type="checkbox"/> Right <input type="checkbox"/> S-M    <input type="checkbox"/> L-XL</p> 	<p><b>875</b> Wrist retainer with support and multi-adjustable glove independently.</p> <p><input type="checkbox"/> Left    <input type="checkbox"/> Right <input type="checkbox"/> S-M    <input type="checkbox"/> L-XL</p> 	<p><input type="checkbox"/> <b>842P</b> Pelvic support with belt, adjustable in height. Also select the component 883</p> <p><input type="checkbox"/> M <input type="checkbox"/> L-XL</p> 
<p><b>842T</b> Trunk support, adjustable in height, inclination and backward-forward with belt and joint. Also select the component 883</p> <p><input type="checkbox"/> M <input type="checkbox"/> L-XL</p> 	<p><input type="checkbox"/> <b>883</b> Rod adjustable in height for Thoracic/Pelvic support (single rod). Please select even the type of support.</p> 	<p><input type="checkbox"/> <b>877</b> Flat backrest</p> 	<p><input type="checkbox"/> <b>843</b> Abductive saddle with holder for supports</p> 
<p><input type="checkbox"/> <b>840</b> Pedal cages with straps (1 pair).</p> 	<p><b>841</b> Pedal cage with length and width adjustable foot imprints and fastening straps, with support kit.</p> <p><input type="checkbox"/> Left    <input type="checkbox"/> Right</p> 	<p><b>846</b> Ankle support adjustable in height with support kit. Only with component 841.</p> <p><input type="checkbox"/> Left    <input type="checkbox"/> Right <input type="checkbox"/> S-M    <input type="checkbox"/> L-XL</p> 	<p><input type="checkbox"/> <b>923</b> Additional assistant handle.</p> 
<p><input type="checkbox"/> <b>881</b> Steering limiter.</p> 	<p><input type="checkbox"/> <b>882</b> Steering limiter with springs to return the steering to the straight position.</p> 	<p><input type="checkbox"/> <b>878</b> 878 MTB tires (3 pcs.) in alternative to standard tyres</p> 	

