


## Armhold assembly


### TOOLS REQUIRED

- 1 5mm Allen Key

### STEP 1



### STEP 2




Fix armhold base assembly using 2 tube clamps. Tighten bolts using 5mm allen key

### STEP 3



Insert Armhold-Telescopic Tube into the top of the base assembly and fix with post clamp provided, tighten with 5mm allen key

### STEP 4



Armhold handle provided as shown, slide tube connector over the top of the telescopic tube, tighten using 5mm allen key.

Ensure complete assembly is to the correct position before the final tighten of bolts

