



ULTRA LIGHTWEIGHT

You want cutting-edge wheelchair technology to keep pace with the demands of your active life.

For over 30 years, QUICKIE has listened, researched, tested and delivered.

Through state-of-the-art design, superior performance, and a personalized build, QUICKIE empowers you to live without limits.



LIVE
WITH
OUT
LIMITS



YOU DRIVE OUR DESIGN

QUICKIE wheelchairs are designed for you and by you. In development, we consider how you interact with your wheelchair to maintain maximum efficiency, performance, fit, and style.

LEADING TECHNOLOGY

We are continually developing new products, improving our flagship products, and offering new options and solutions to enhance your lifestyle.

QUALITY AND DURABILITY

QUICKIE wheelchairs undergo rigorous testing that surpasses industry standards, so you can be confident that your product will hold up and perform throughout its lifetime.

ADJUSTABILITY AND VERSATILITY

Once you choose a QUICKIE, our goal is that it continues to be the right chair for you. We offer maximum adjustability in our designs, interchangeable parts, and the True Fit Growth Program* to help accommodate changes in your condition, environment, or lifestyle.

*Available on select QUICKIE wheelchairs

BUILT-4-ME PERSONALIZATION

Our Built-4-Me Team is dedicated to creating product personalizations beyond what is listed on our product order forms. Experts in the engineering and manufacturing of personalized rehab products will listen to your specific requests and build a chair as individual as your fingerprint!

Rigid Chairs

QUICKIE Nitrum	3
QUICKIE 5 [®]	4
QUICKIE QRi	5
QUICKIE GP Series	6

Folding Chairs

QUICKIE 2	7
QUICKIE 2 Lite	8
QUICKIE QXi	9
XENON ²	10

JAY® Cushions and Backs 12

ULTRA LIGHTWEIGHT WHEELCHAIR JUSTIFICATION

Medicare Policy

Per Medicare policy*, the beneficiary of a K0005 wheelchair must be a full-time manual wheelchair user or who requires personalized "fitting and adjustments for one or more features such as, but not limited to, axle configuration, wheel camber, or seat and back angles which cannot be accommodated by a K0001 through K0004 manual wheelchair."

* LCD Policy effective 10/31/14

Seating and Mobility Evaluation

A seating and mobility evaluation must be conducted by an experienced clinician and Rehabilitative Technology Supplier who is certified by the Rehabilitation Engineering & Assistive

K0005

Ultra lightweight wheelchairs are categorized under the K0005 Medicare code.

Technology Society of North America (RESNA) as an Assistive Technology Professional (ATP)."

Documentation

In order to obtain justification for a K0005 wheelchair, all lower level equipment must be ruled out as suitable options. Medicare policy states, "If documentation of the medical necessity for a K0005 wheelchair is requested, it must include a description of the beneficiary's routine activities. This may include the types of activities the beneficiary encounters and whether the beneficiary is fully independent in the use of the wheelchair. Describe the features of the K0005 base which are needed compared to the K0004 base."



RIGID



THE LIGHTEST
WHEELCHAIR
WE'VE EVER
MANUFACTURED

FIT FOR PERFORMANCE

Individually position your feet, lower leg, and pelvis in the best possible way for improved handling and efficient propulsion.

- Frame angle
- Front frame inset
- Lower leg length selection
- Caster position

QUICKIE NITRUM



Freestyle® Back Support System

Not only does the Freestyle Back Support System's unmistakable style make the Nitrum a true original, it also breaks barriers to independence by providing a 360° range of upper body motion and lowering the overall weight of the wheelchair.



Patented, Adjustable Caster System

Caster position is optimized for handling, turning, and maximized propulsion efficiency. Casters may be positioned narrower for more maneuverability or wider for greater stability.



Adjustable Back Support

The forged aluminum back support bracket and locking mechanism are rigid and solid with virtually no play. Angle-adjustment and folding are separate mechanisms. Easy to adjust.

RIGID



HIGHLY
ADJUSTABLE
TO ELEVATE
YOUR MOBILITY

SWEPT BACK
FRAME STYLE

- **Open frame** with swept-back hydro-formed caster design for a smooth ride and clean design
- **Classic Frame Style** features a traditional frame length for maximum stability
- **Performance Frame Style** features a shortened length for maximum responsiveness

QUICKIE 5^R**Axle Plate Design**

The 5^R's swept-back axle plate design isn't just for looks. It is also incredibly quick to adjust and is available in two lengths to ensure you are getting the adjustments you need without adding extra weight.

**XTR Suspension**

The XTR Suspension Frame helps you fearlessly conquer curbs, bumps, and tough terrain. Add mountain wheels, Knobby tires, wide casters, and Frog Legs suspension caster forks for a comfortable ride.

Access to Premium Options

- QUICKIE Xtender® Power Assist
- HCPCS-coded tension-adjustable upholstery
- Colored components

RIGID



NO-NONSENSE
UTILITY AND
UNBEATABLE
VALUE

QUICKIE QRI

Commuter Friendly

- Ultra lightweight and durable aluminum frame, WVC-19 Transit approved up to 265 lbs.
- Open frame and unique caster housing design for a stylish look
- Small footprint for maneuverability and easy transport



Comfortable Fit

The QRI comes standard with 0" or 1" of frame inset, a highly adjustable axle plate for perfecting your Center-of-Gravity setting, and multiple front frame angle options.

QUICKIE's Top Options

- Folding Lock-Down Angle Adjustable Back
- Wide range of seat widths and depths
- Most popular options for arm supports, wheels, tires, and handrims

RIGID

A CLASSIC
QUICKIE RIGID
WHEELCHAIR



QUICKIE GP



The Original Rigid Frame

The GP's classic box frame and one piece construction exceed our superior standard for quality and deliver an unmatched rigid feel.

Multiple Front Frame Options

- Standard Frame
- Tapered "GPV" Frame for increased maneuverability (pictured right)
- Swing-Away "GPSA" Frame for easy transfers and the option of adding elevating leg supports



Sports Performance

- GPV front frame
- QUICKIE Performance Wheels
- Up to 12° of camber

FOLDING



VERSATILE,
MODULAR.
THE INDUSTRY'S
FAVORITE FOR
OVER 35 YEARS!

MODULAR FRAME DESIGN

- Interchangeable components accommodate changes in condition, function, growth, and environment
- Multiple front frames and seat rails
- Independent crossbrace and rear frame

QUICKIE 2



Endless Options Personalized Fit

- Over 1,000 configurations
- Hemi frame
- Depth adjustable and angle adjustable back
- QUICKIE Xtender® Power Assist technology
- Additional features and more personalized measurements
- Modular frame and additional interchangeable components adapt to your specific needs

Versatile Axle Plate

- The reversible axle plate allows for exceptional adjustability and options, with fewer parts.



Modern Technology and Lighter Weight

- Advanced aesthetics
- 7000 Series aerospace aluminum makes the re-designed crossbrace stronger and lighter
- Weight capacity 300 lbs
- Versatile axle plate
- Modern wheels, caster housing and upholstery

FOLDING



OUR SIMPLE FOLDING WHEELCHAIR OPTION

QUICKIE's Top Options

- Optional fixed front frame for superior folding performance
- Most popular options for arm supports
- Performance handrims (Q-Grip/Surge)
- EXO upholstery

QUICKIE 2 LITE

Contoured Modular Frame

- Overall standard weight as low as 23.5 lbs.
- Rounded rear frame
- Reduced side profile
- Subtle Q-gusset for added style

Integral Caster Housing

- The optional Q2 caster housing (standard on Q2 Lite)
- Durable and adjustable with sleek styling



QUICKIE HP Option

- "High Performance" for the most rigid ride from a folding frame
- Fixed front frame
- Wide range of seat widths and depths
- 0° to 7° of camber



FOLDING



QUICKIE QXi

LOW
MAINTENANCE
SIMPLICITY

QUICKIE QX

Fixed Axle Plate




QUICKIE QX Series



Durable Frame Design

- Ultra lightweight and durable folding frame with a 300 lb. weight capacity
- One-piece side frames reduce moving parts
- Three arm crossbrace sits inside frame for rigid ride



Simple Serviceability

Most adjustments can be made in less than one minute, using only one tool:

- Center-of-Gravity (axle plate)
- Seat-to-floor height
- Camber
- Axle spacing
- Back height

QUICKIE's Top Options

- Most popular arm supports, wheels, tires, hangers, seat widths, and seat depths
- Hemi frame achieves 13" seat height with 5" casters

FOLDING

FIXED FRONT
THE LIGHTEST

Lightest folding wheelchair in its class*.
Open fixed front frame. Cool, clean
and streamlined design.

Weighs as low as 19.4 lbs.

QUICKIE XENON²


*Class is defined as: aluminum folding wheelchairs (North America).

**STRONG AND LIGHT**

Premium materials, like 7000 series aluminum and Shapeloc Technology, make the Xenon² strong and surprisingly light.

A unique cross-brace that fits inconspicuously under the seat gives a minimalistic, open-frame appearance.

The cleverly designed axle stem, combined with the unique cross-brace, provide the stiff, stable driving performance feel of a rigid frame.





HYBRID (DUAL TUBE) THE STRONGEST

No compromises in terms of rigidity.
Reinforced fixed front frame.
Maximum user weight 300 lbs.

Weighs as low as 20.9 lbs.


LIGHTWEIGHT
FOLDING
& SUPERIOR
PERFORMANCE



SWING-AWAY THE ALLROUNDER

Easy standing transfers in and out of your wheelchair. Reinforced frame with swing-away foot supports. Most compact folded dimensions for easy portability by car.

Weighs as low as 22.7 lbs.



ADJUSTABILITY

- 1. Center of Gravity**
A more forward axle provides greater responsiveness, and a more rearward axle provides greater stability.
- 2. Back Support Angle**
The right back angle adjustment is important for your ergonomic posture.
- 3. Rear Seat Height**
Exactly as it should be—adjust the height to your personal need.




COLOR ACCENTS

Choose from FIVE different upholstery accents and SEVEN anodized caster colors.

JAY® Seating Selection

JAY CUSHIONS



Basic
E2601, E2602

Basic^{PRO}
E2601, E2602

GO™
E2603, E2604

Soft Combi™ P
E2605, E2606

Lite
E2603, E2604,
E2607, E2608



Zip®
E2607

Easy®
E2607, E2608

Ion®
E2607, E2608

Union®
E2607, E2608



X2®
E2622

**Fusion® with
Cryo Technology**
E2622, E2623

J2® Deep Contour
E2622, E2623,
E2624, E2625

J3®
E2622, E2623

JAY BACKS



Basic
E2611

GO™
E2611, E2612

Care™
E2615



Focus Point
E2620

J3® Carbon Fiber
E2613



J3® PA
E2613, E2614

J3® PL
E2615

**J3® PD, PDL
& PDC**
E2620