


# Our cushions


A system that fits well gives you the support you need. Our seating and positioning products are designed to adapt and adjust to your needs throughout each day and over time.



Shown without cover.



4-Compartment ISO FLO Memory Control that allows you to easily find and set the right position each and every time.



## ROHO QUADTRO SELECT®

### E2624/E2625

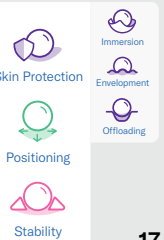
QUADTRO SELECT is the most clinically advanced cushion in the ROHO product family, constantly adapting to your needs or activities. With the exclusive ISO FLO Memory Control and independent four-compartment design, you have the ultimate control over the inflation levels across your cushion, making it easy to ensure you are positioned properly. The interconnected air cells envelop your body, delivering maximum immersion and positioning, while protecting you from skin and soft tissue breakdown.

### Key benefits:

- positions you left and right and front and back
- stabilizes and holds the position of your pelvis and thighs
- delivers skin and tissue protection
- easy to set up
- available in three different cell heights: HIGH PROFILE® (4.25")/MID PROFILE™ (3.25")/LOW PROFILE® (2.25")

Sizes\* Widths: 11"-26.25" (28 cm-67 cm)  
Depths: 11.75"-23.75" (30 cm-60 cm)

\*For full size listing, please see the Cushion Sizing and Ordering Guide or permobil.com.





Cushion shown without cover.

4-compartment ISO-FLO Memory Control

Dual Zytel® valves for 2-compartment control

## ROHO CONTOUR SELECT®

### E2624/E2625

Designed for positioning and posture, the CONTOUR SELECT keeps you centered in the middle of the cushion, with your pelvis back in the wheelchair. It comes with the same clinically advanced features and technology as the QUADTRO SELECT, but has multiple cell heights. These varying heights help guide your thighs into the leg channeling paths, and keep you in an upright posture. With the exclusive ISO-FLO Memory Control you can lock air into the four separate compartments, providing the stability and positioning you need, and minimizing side-to-side and front-to-back motion.

### Key benefits:

- positions you left and right, and front and back
- stabilizes and hold the position of your pelvis and thighs
- delivers skin and tissue protection, with additional relief under the ischial tuberosities (ITs)
- easy to set up

Sizes\* Widths: 14.5"-24.5" (36.5 cm-62.2 cm)  
Depths: 15.25"-22" (38.5 cm-56 cm)

\*For full size listing, please see the Cushion Sizing and Ordering Guide or permobil.com.

## ROHO ENHANCER®

### E2624/E2625

The ENHANCER is an anatomically pre-shaped ROHO air cushion that helps direct your pelvis into the back well and guides your thighs into the leg channels. This gives you greater sitting stability, especially if you have issues with leg or thigh control. The multiple cell heights are contained within two independent inflation compartments (one for the ischial well and leg trough, the other for the lateral and medial thigh supports). This helps to keep your pelvis and legs in position, while still providing optimal skin and soft tissue protection. The ENHANCER also includes the option to offload your ITs.

### Key benefits:

- stabilizes and holds your pelvis centrally
- provides control of greater trochanter and femur alignment
- delivers skin and tissue protection
- easy to set up

Sizes\* Widths: 14.75"-20" (37.5 cm-50.5 cm)  
Depths: 14.75"-20" (37.5 cm-50.5 cm)

\*For full size listing, please see the Cushion Sizing and Ordering Guide or permobil.com.

