


# ROHO Seat Cushion Products



- The following cushions are available in both custom modifications and custom sizes.
- Unless otherwise noted, all cushions include cover, pump, repair kit, and operating instructions.
- Class A1 & A2 products are eligible for contracted discounts as per provider purchasing contracts.

Suggested Retail	Item					HCPCS*
\$472.00	<b>ROHO QUADTRO SELECT HIGH PROFILE Cushion</b>					
	<b>CLASS: A1</b>					
	QS66C	QS87C	QS910C	QS1011C	QS1111C	
	QS67C	QS88C	QS911C	QS1012C	QS1112C	
	QS77C	QS89C	QS912C	QS1013C	QS1113C	
	QS78C	QS810C	QS108C	QS118C*	QS1114C*	
	QS79C	QS98C	QS109C	QS119C		
QS710C*	QS99C	QS1010C	QS1110C			
\$525.00	<b>CLASS: A1</b>					E2625
	QS128C*	QS1212C	QS139C*	QS1313C	QS1410C*	
	QS129C	QS1213C	QS1310C	QS1314C*	QS1411C*	
	QS1210C	QS1214C*	QS1311C	QS148C*	QS1412C*	
	QS1211C	QS138C*	QS1312C	QS149C*	QS1413C*	
\$472.00 \$552.00	<b>CLASS: A2</b>					E2624 E2625
	QSSMC*	Non Stock Small Sizes (11 cells wide or less)				
QSLGC*	Non Stock Large Sizes (12 cells wide or greater)					
\$492.00	<b>ROHO QUADTRO SELECT HIGH PROFILE Cushion - Heavy Duty Cover</b>					Non-Coded
	<b>CLASS: A1</b>					
	QS710HD*	QS910HD	QS109HD	QS1011HD	QS1111HD	
	QS99HD	QS911HD	QS1010HD	QS1110HD		
\$545.00	<b>CLASS: A1</b>					Non-Coded
	QS139HD*	QS1312HD*				
\$492.00 \$574.00	<b>CLASS: A2</b>					Non-Coded
	QSSMHD*	Non Stock Small Sizes (11 cells wide or less)				
QSLGHD*	Non Stock Large Sizes (12 cells wide or greater)					
\$472.00	<b>ROHO QUADTRO SELECT MID PROFILE Cushion</b>					E2624
	<b>CLASS: A1</b>					
	QS77MPC	QS88MPC	QS99MPC	QS109MPC		
	QS78MPC	QS89MPC	QS910MPC	QS1010MPC		
\$472.00 \$552.00	<b>CLASS: A2</b>					E2624 E2625
	QSSMMP* Non Stock Mid Profile Small Sizes (11 cells wide or less)					
QSLGMPC* Non Stock Mid Profile Large Sizes (12 cells wide or greater)						
\$472.00	<b>ROHO QUADTRO SELECT LOW PROFILE Cushion</b>					E2624
	<b>CLASS: A1</b>					
	QS56LPC	QS79LPC	QS98LPC	QS109LPC	QS1111LPC	
	QS66LPC	QS87LPC	QS99LPC	QS1010LPC		
	QS67LPC	QS88LPC	QS910LPC	QS1011LPC		
	QS77LPC	QS89LPC	QS911LPC	QS119LPC		
	QS78LPC	QS810LPC	QS108LPC	QS1110LPC		
\$525.00	<b>CLASS: A1</b>					E2625
	QS1210LPC	QS1211LPC	QS1212LPC	QS1310LPC	QS1311LPC	
\$472.00 \$552.00	<b>CLASS: A2</b>					E2624 E2625
	QSSMLPC* Non Stock Small Sizes (11 cells wide or less)					
QSLGLPC* Non Stock Large Sizes (12 cells wide or greater)						
\$654.00	<b>CLASS: A2</b>					E2609
	QSCUSTC* Custom Cushion - with cover between 36 and 160 cells. Smaller than 36 cells or greater than 160 cells priced upon request.					

+ Decisions about how to code a product are the responsibility of the provider/supplier. Since Medicare coding is subject to change, the provider should always confirm the HCPCS code and coverage criteria as part of the client assessment process.  
\*May take up to three weeks for shipment.

## ROHO Seat Cushion Products




- The following cushions are available in both custom modifications and custom sizes.
- Unless otherwise noted, all cushions include cover, pump, repair kit, and operating instructions.
- Class A1 & A2 products are eligible for contracted discounts as per provider purchasing contracts.

Suggested Retail	Item					HCPCS*		
\$472.00	<b>ROHO CONTOUR SELECT® Cushion</b>						E2624	
	<b>CLASS: A1</b>							
	CS78C*	CS810C	CS910C	CS1010C	CS1110C			
	CS88C	CS98C	CS911C	CS1011C	CS1111C			
	CS89C	CS99C	CS109C	CS119C				
\$525.00	<b>CLASS: A1</b>					E2625		
	CS1210C	CS1211C	CS1212C	CS1310C	CS1311C			
\$472.00	<b>CLASS: A2</b>					E2624		
	CSSMC*	Non Stock Small Sizes (11 cells wide or less)						
\$552.00	CSLGC*	Non Stock Large Sizes (12 cells wide or greater)				E2625		
\$654.00	<b>CLASS: A2</b>					E2609		
	CSCUSTC* Custom Cushion (multiple valves, deleted cells, cutouts, etc.) with cover between 36 and 160 cells. Smaller than 36 cells or greater than 160 cells priced upon request.							
\$472.00	<b>ROHO HIGH PROFILE® Single Compartment Cushion</b>						E2622	
	<b>CLASS: A1</b>							
	1R66C	1R88C	1R910C	1R1011C	1R1111C			
	1R67C	1R89C	1R911C	1R1012C	1R1112C			
	1R77C	1R810C	1R912C	1R1013C	1R1113C			
	1R78C	1R811C	1R108C	1R118C	1R1114C*			
	1R79C	1R98C	1R109C	1R119C				
	1R87C	1R99C	1R1010C	1R1110C				
	<b>CLASS: A1</b>							E2623
	1R128C*	1R1213C	1R1312C	1R1410C*	1R1511C			
1R129C	1R1214C*	1R1313C	1R1411C					
1R1210C	1R138C*	1R1314C*	1R1412C*					
1R1211C	1R1310C	1R148C*	1R1413C*					
1R1212C	1R1311C	1R149C*	1R1414C*					
\$472.00	<b>CLASS: A2</b>					E2622		
	1RSMC* Non Stock Small Size (11 cells wide or less)							
\$552.00	1RLGC* Non Stock Large Sizes (12 cells wide or greater)					E2623		

+ Decisions about how to code a product are the responsibility of the provider/supplier. Since Medicare coding is subject to change, the provider should always confirm the HCPCS code and coverage criteria as part of the client assessment process.  
 \*May take up to three weeks for shipment.

# ROHO Seat Cushion Products



- The following cushions are available in both custom modifications and custom sizes.
- Unless otherwise noted, all cushions include cover, pump, repair kit, and operation instructions.

Suggested Retail	Item						HCPCS*
	<b>ROHO MID PROFILE Single Compartment Cushion</b>						<b>E2622</b>
	<b>CLASS: A1</b>						
\$472.00	1R77MPC	1R88MPC	1R99MPC	1R109MPC	1R1011MPC	1R1111MPC	
	1R78MPC	1R89MPC	1R910MPC	1R1010MPC	1R1110MPC		
	<b>CLASS: A2</b>						<b>Non-Coded</b>
\$472.00	1RSMMP* <sup>*</sup>	Non Stock Sizes (11 cells wide or less)					
\$552.00	1RLGMP* <sup>*</sup>	Non Stock Large Sizes (12 cells wide or greater)					
	<b>ROHO HIGH PROFILE Single Compartment Cushion - Heavy Duty Cover</b>						<b>Non-Coded</b>
	<b>CLASS: A1</b>						
\$492.00	1R99HD	1R911HD	1R1010HD	1R1110HD			
	1R910HD	1R109HD	1R1011HD	1R1111HD			
	<b>CLASS: A1</b>						<b>Non-Coded</b>
\$545.00	1R1210HD	1R1211HD					
	<b>CLASS: A2</b>						<b>Non-Coded</b>
\$492.00	1RSMHD* <sup>*</sup>	Non Stock Small Sizes (11 cells wide or less)					
\$574.00	1RLGHD* <sup>*</sup>	Non Stock Large Sizes (12 cells wide or greater)					
	<b>ROHO LOW PROFILE Single Compartment Cushion</b>						
	<b>CLASS: A1</b>						
\$472.00	1R66LPC	1R79LPC	1R810LPC	1R911LPC	1R1011LPC		
	1R67LPC	1R87LPC	1R98LPC	1R108LPC	1R119LPC		
	1R77LPC	1R88LPC	1R99LPC	1R109LPC	1R1110LPC		
	1R78LPC	1R89LPC	1R910LPC	1R1111LPC			
	<b>CLASS: A1</b>						<b>E2623</b>
\$525.00	1R1210LPC	1R1310LPC					
	<b>CLASS: A2</b>						<b>E2622</b>
\$472.00	1RSM LPC* <sup>*</sup>	Non Stock Small Size (11 cells wide or less)					
\$552.00	1RLG L PC* <sup>*</sup>	Non Stock Large Size (12 cells wide or greater)					<b>E2623</b>
	<b>ROHO HIGH PROFILE Dual Compartment Cushion</b>						<b>E2624</b>
	<b>CLASS: A2</b>						
\$494.00	2R88C	2R99C	2R109C	2R1012C			
	2R89C	2R910C	2R1010C	2R119C			
	2R98C	2R911C	2R1011C				
	<b>ROHO LOW PROFILE Dual Compartment Cushion</b>						<b>E2624</b>
	<b>CLASS: A2</b>						
\$494.00	2R88LPC	2R99LPC	2R109LPC	2R1011LPC	2R119LPC		
	2R89LPC	2R910LPC	2R1010LPC	2R1012LPC	2R1110LPC		
	<b>CLASS: A2</b>						<b>E2624</b>
\$494.00	2RSMC* <sup>*</sup>	Non Stock Small Sizes (11 cells wide or less)					<b>E2624</b>
\$494.00	2RSM L PC* <sup>*</sup>	Non Stock Small Sizes (11 cells wide or less)					<b>E2624</b>
\$584.00	2RLGC* <sup>*</sup>	Non Stock Large Sizes (12 cells wide or greater)					<b>E2625</b>
\$584.00	2RLG L PC* <sup>*</sup>	Non Stock Large Sizes (12 cells wide or greater)					<b>E2625</b>
	<b>CLASS: A2</b>						<b>E2609</b>
\$654.00	CUSTC* <sup>*</sup>	Custom Cushion (multiple valves, deleted cells, cutouts, etc.) with cover between 36 and 160 cells. Smaller than 36 cells or greater than 160 cells priced upon request.					

+ Decisions about how to code a product are the responsibility of the provider/supplier. Since Medicare coding is subject to change, the provider should always confirm the HCPCS code and coverage criteria as part of the client assessment process.  
 \*May take up to three weeks for shipment.

# ROHO Seat Cushion Products



- The following cushions are available in both custom modifications and custom sizes.
- Unless otherwise noted, all cushions include cover, pump, repair kit, and operating instructions.

Suggested Retail	Item	HCPCS*	
\$472.00	<b>ROHO ENHANCER Cushion</b> <b>CLASS: A1</b> ENH88C    ENH98C    ENH910C    ENH1010C    ENH1110C ENH89C    ENH99C    ENH109C    ENH1011C	 <b>E2624</b>	
	<b>CLASS: A2</b> ENHSMC*    Non Stock Small Sizes (11 cells wide or less) ENHLGC*    Non Stock Large Sizes (12 cells wide or greater)		<b>E2624</b> <b>E2625</b>
\$654.00	<b>CLASS: A2</b> ENHCUSTC*    Custom Cushion (multiple valves, deleted cells, cutouts, etc.) with cover between 36-160 cells. Smaller than 36 cells or greater than 160 cells priced upon request.	<b>E2609</b>	
\$451.00	<b>ROHO nexus SPIRIT® Cushion</b> <b>CLASS: A1</b> <b>Item Number    Fits Chair Size with LOW PROFILE Support Pad (width x depth)</b> NS1414C    14" X 14" / 36 cm x 36 cm NS1416C    14" x 16" / 36 cm x 41 cm NS1515C    15" x 15" / 38 cm x 38 cm NS1616C    16" x 16" / 41 cm x 41 cm NS1618C    16" x 18" / 41 cm x 46 cm NS1717C    17" x 17" / 43 cm x 43 cm NS1816C    18" x 16" / 46 cm x 41 cm NS1818C    18" x 18" / 46 cm x 46 cm NS2018C    20" x 18" / 51 cm x 46 cm • Sizes listed represent chair size. Actual cushion size is approximately 1.5" / 3.8 cm deeper to allow for placement between back support canes. • nexus SPIRIT cushion comes standard with a fluid-resistant cover. • Not available in custom width or depth.	 <b>E2622</b>	
	<b>ROHO nexus SPIRIT Cushion</b> <b>CLASS: A2</b> NSDUALC*    Custom option with dual valve pad NSMPC*    Custom option with MID PROFILE pad NSCUSTC*    Custom option with varying cell height * Please specify chair size for both when ordering. • Not available in custom width or depth.		<b>E2622</b>

+ Decisions about how to code a product are the responsibility of the provider/supplier. Since Medicare coding is subject to change, the provider should always confirm the HCPCS code and coverage criteria as part of the client assessment process.  
 \*May take up to three weeks for shipment.

# ROHO Seat Cushion Products


• Unless otherwise noted, all cushions include cover, pump, repair kit, and operating instructions.

Suggested Retail	Item	HCPCS*																																														
\$488.00	<b>ROHO Hybrid Elite SR® Single Compartment Cushion</b> <b>CLASS: A1</b>	E2622																																														
	<table border="0"> <thead> <tr> <th data-bbox="235 338 397 363">Item Number</th> <th data-bbox="414 338 738 363">Fits Chair Size (width x depth)</th> </tr> </thead> <tbody> <tr><td>1RHE1414C-SR</td><td>14" x 14" / 36 cm x 36 cm</td></tr> <tr><td>1RHE1415C-SR</td><td>14" x 15" / 36 cm x 38 cm</td></tr> <tr><td>1RHE1416C-SR</td><td>14" x 16" / 36 cm x 41 cm</td></tr> <tr><td>1RHE1515C-SR</td><td>15" x 15" / 38 cm x 38 cm</td></tr> <tr><td>1RHE1516C-SR</td><td>15" x 16" / 38 cm x 41 cm</td></tr> <tr><td>1RHE1517C-SR</td><td>15" x 17" / 38 cm x 43 cm</td></tr> <tr><td>1RHE1615C-SR</td><td>16" x 15" / 41 cm x 38 cm</td></tr> <tr><td>1RHE1616C-SR</td><td>16" x 16" / 41 cm x 41 cm</td></tr> <tr><td>1RHE1617C-SR</td><td>16" x 17" / 41 cm x 43 cm</td></tr> <tr><td>1RHE1618C-SR</td><td>16" x 18" / 41 cm x 46 cm</td></tr> <tr><td>1RHE1620C-SR</td><td>16" x 20" / 41 cm x 51 cm</td></tr> <tr><td>1RHE1716C-SR</td><td>17" x 16" / 43 cm x 41 cm</td></tr> <tr><td>1RHE1717C-SR</td><td>17" x 17" / 43 cm x 43 cm</td></tr> <tr><td>1RHE1718C-SR</td><td>17" x 18" / 43 cm x 46 cm</td></tr> <tr><td>1RHE1720C-SR</td><td>17" x 20" / 43 cm x 51 cm</td></tr> <tr><td>1RHE1816C-SR</td><td>18" x 16" / 46 cm x 41 cm</td></tr> <tr><td>1RHE1817C-SR</td><td>18" x 17" / 46 cm x 43 cm</td></tr> <tr><td>1RHE1818C-SR</td><td>18" x 18" / 46 cm x 46 cm</td></tr> <tr><td>1RHE1820C-SR</td><td>18" x 20" / 46 cm x 51 cm</td></tr> <tr><td>1RHE2017C-SR</td><td>20" x 17" / 51 cm x 43 cm</td></tr> <tr><td>1RHE2018C-SR</td><td>20" x 18" / 51 cm x 46 cm</td></tr> <tr><td>1RHE2020C-SR</td><td>20" x 20" / 51 cm x 51 cm</td></tr> </tbody> </table>	Item Number	Fits Chair Size (width x depth)	1RHE1414C-SR	14" x 14" / 36 cm x 36 cm	1RHE1415C-SR	14" x 15" / 36 cm x 38 cm	1RHE1416C-SR	14" x 16" / 36 cm x 41 cm	1RHE1515C-SR	15" x 15" / 38 cm x 38 cm	1RHE1516C-SR	15" x 16" / 38 cm x 41 cm	1RHE1517C-SR	15" x 17" / 38 cm x 43 cm	1RHE1615C-SR	16" x 15" / 41 cm x 38 cm	1RHE1616C-SR	16" x 16" / 41 cm x 41 cm	1RHE1617C-SR	16" x 17" / 41 cm x 43 cm	1RHE1618C-SR	16" x 18" / 41 cm x 46 cm	1RHE1620C-SR	16" x 20" / 41 cm x 51 cm	1RHE1716C-SR	17" x 16" / 43 cm x 41 cm	1RHE1717C-SR	17" x 17" / 43 cm x 43 cm	1RHE1718C-SR	17" x 18" / 43 cm x 46 cm	1RHE1720C-SR	17" x 20" / 43 cm x 51 cm	1RHE1816C-SR	18" x 16" / 46 cm x 41 cm	1RHE1817C-SR	18" x 17" / 46 cm x 43 cm	1RHE1818C-SR	18" x 18" / 46 cm x 46 cm	1RHE1820C-SR	18" x 20" / 46 cm x 51 cm	1RHE2017C-SR	20" x 17" / 51 cm x 43 cm	1RHE2018C-SR	20" x 18" / 51 cm x 46 cm	1RHE2020C-SR	20" x 20" / 51 cm x 51 cm	
	Item Number	Fits Chair Size (width x depth)																																														
	1RHE1414C-SR	14" x 14" / 36 cm x 36 cm																																														
	1RHE1415C-SR	14" x 15" / 36 cm x 38 cm																																														
	1RHE1416C-SR	14" x 16" / 36 cm x 41 cm																																														
	1RHE1515C-SR	15" x 15" / 38 cm x 38 cm																																														
	1RHE1516C-SR	15" x 16" / 38 cm x 41 cm																																														
	1RHE1517C-SR	15" x 17" / 38 cm x 43 cm																																														
	1RHE1615C-SR	16" x 15" / 41 cm x 38 cm																																														
	1RHE1616C-SR	16" x 16" / 41 cm x 41 cm																																														
	1RHE1617C-SR	16" x 17" / 41 cm x 43 cm																																														
	1RHE1618C-SR	16" x 18" / 41 cm x 46 cm																																														
	1RHE1620C-SR	16" x 20" / 41 cm x 51 cm																																														
	1RHE1716C-SR	17" x 16" / 43 cm x 41 cm																																														
	1RHE1717C-SR	17" x 17" / 43 cm x 43 cm																																														
	1RHE1718C-SR	17" x 18" / 43 cm x 46 cm																																														
	1RHE1720C-SR	17" x 20" / 43 cm x 51 cm																																														
	1RHE1816C-SR	18" x 16" / 46 cm x 41 cm																																														
	1RHE1817C-SR	18" x 17" / 46 cm x 43 cm																																														
	1RHE1818C-SR	18" x 18" / 46 cm x 46 cm																																														
1RHE1820C-SR	18" x 20" / 46 cm x 51 cm																																															
1RHE2017C-SR	20" x 17" / 51 cm x 43 cm																																															
1RHE2018C-SR	20" x 18" / 51 cm x 46 cm																																															
1RHE2020C-SR	20" x 20" / 51 cm x 51 cm																																															
\$540.00	<b>CLASS: A1</b>	E2623																																														
	<table border="0"> <thead> <tr> <th data-bbox="235 974 397 999">Item Number</th> <th data-bbox="414 974 738 999">Fits Chair Size (width x depth)</th> </tr> </thead> <tbody> <tr><td>1RHE2218C-SR</td><td>22" x 18" / 56 cm x 46 cm</td></tr> <tr><td>1RHE2220C-SR</td><td>22" x 20" / 56 cm x 51 cm</td></tr> <tr><td>1RHE2222C-SR</td><td>22" x 22" / 56 cm x 58 cm</td></tr> <tr><td>1RHE2418C-SR</td><td>24" x 18" / 61 cm x 46 cm</td></tr> <tr><td>1RHE2420C-SR</td><td>24" x 20" / 61 cm x 51 cm</td></tr> </tbody> </table>	Item Number	Fits Chair Size (width x depth)	1RHE2218C-SR	22" x 18" / 56 cm x 46 cm	1RHE2220C-SR	22" x 20" / 56 cm x 51 cm	1RHE2222C-SR	22" x 22" / 56 cm x 58 cm	1RHE2418C-SR	24" x 18" / 61 cm x 46 cm	1RHE2420C-SR	24" x 20" / 61 cm x 51 cm																																			
	Item Number	Fits Chair Size (width x depth)																																														
	1RHE2218C-SR	22" x 18" / 56 cm x 46 cm																																														
	1RHE2220C-SR	22" x 20" / 56 cm x 51 cm																																														
1RHE2222C-SR	22" x 22" / 56 cm x 58 cm																																															
1RHE2418C-SR	24" x 18" / 61 cm x 46 cm																																															
1RHE2420C-SR	24" x 20" / 61 cm x 51 cm																																															
\$488.00	<b>ROHO Hybrid Elite® Dual Compartment Cushion</b> <b>CLASS: A1</b>	E2622																																														
	<table border="0"> <thead> <tr> <th data-bbox="235 1190 397 1215">Item Number</th> <th data-bbox="414 1190 738 1215">Fits Chair Size (width x depth)</th> </tr> </thead> <tbody> <tr><td>2RHE1414C</td><td>14" x 14" / 36 cm x 36 cm</td></tr> <tr><td>2RHE1415C</td><td>14" x 15" / 36 cm x 38 cm</td></tr> <tr><td>2RHE1416C</td><td>14" x 16" / 36 cm x 41 cm</td></tr> <tr><td>2RHE1515C</td><td>15" x 15" / 38 cm x 38 cm</td></tr> <tr><td>2RHE1516C</td><td>15" x 16" / 38 cm x 41 cm</td></tr> <tr><td>2RHE1517C</td><td>15" x 17" / 38 cm x 43 cm</td></tr> <tr><td>2RHE1615C</td><td>16" x 15" / 41 cm x 38 cm</td></tr> <tr><td>2RHE1616C</td><td>16" x 16" / 41 cm x 41 cm</td></tr> <tr><td>2RHE1617C</td><td>16" x 17" / 41 cm x 43 cm</td></tr> <tr><td>2RHE1618C</td><td>16" x 18" / 41 cm x 46 cm</td></tr> <tr><td>2RHE1620C</td><td>16" x 20" / 41 cm x 51 cm</td></tr> <tr><td>2RHE1716C</td><td>17" x 16" / 43 cm x 41 cm</td></tr> <tr><td>2RHE1717C</td><td>17" x 17" / 43 cm x 43 cm</td></tr> <tr><td>2RHE1718C</td><td>17" x 18" / 43 cm x 46 cm</td></tr> <tr><td>2RHE1720C</td><td>17" x 20" / 43 cm x 51 cm</td></tr> <tr><td>2RHE1816C</td><td>18" x 16" / 46 cm x 41 cm</td></tr> <tr><td>2RHE1817C</td><td>18" x 17" / 46 cm x 43 cm</td></tr> <tr><td>2RHE1818C</td><td>18" x 18" / 46 cm x 46 cm</td></tr> <tr><td>2RHE1820C</td><td>18" x 20" / 46 cm x 51 cm</td></tr> <tr><td>2RHE2017C</td><td>20" x 17" / 51 cm x 43 cm</td></tr> <tr><td>2RHE2018C</td><td>20" x 18" / 51 cm x 46 cm</td></tr> <tr><td>2RHE2020C</td><td>20" x 20" / 51 cm x 51 cm</td></tr> </tbody> </table>	Item Number	Fits Chair Size (width x depth)	2RHE1414C	14" x 14" / 36 cm x 36 cm	2RHE1415C	14" x 15" / 36 cm x 38 cm	2RHE1416C	14" x 16" / 36 cm x 41 cm	2RHE1515C	15" x 15" / 38 cm x 38 cm	2RHE1516C	15" x 16" / 38 cm x 41 cm	2RHE1517C	15" x 17" / 38 cm x 43 cm	2RHE1615C	16" x 15" / 41 cm x 38 cm	2RHE1616C	16" x 16" / 41 cm x 41 cm	2RHE1617C	16" x 17" / 41 cm x 43 cm	2RHE1618C	16" x 18" / 41 cm x 46 cm	2RHE1620C	16" x 20" / 41 cm x 51 cm	2RHE1716C	17" x 16" / 43 cm x 41 cm	2RHE1717C	17" x 17" / 43 cm x 43 cm	2RHE1718C	17" x 18" / 43 cm x 46 cm	2RHE1720C	17" x 20" / 43 cm x 51 cm	2RHE1816C	18" x 16" / 46 cm x 41 cm	2RHE1817C	18" x 17" / 46 cm x 43 cm	2RHE1818C	18" x 18" / 46 cm x 46 cm	2RHE1820C	18" x 20" / 46 cm x 51 cm	2RHE2017C	20" x 17" / 51 cm x 43 cm	2RHE2018C	20" x 18" / 51 cm x 46 cm	2RHE2020C	20" x 20" / 51 cm x 51 cm	
	Item Number	Fits Chair Size (width x depth)																																														
	2RHE1414C	14" x 14" / 36 cm x 36 cm																																														
	2RHE1415C	14" x 15" / 36 cm x 38 cm																																														
	2RHE1416C	14" x 16" / 36 cm x 41 cm																																														
	2RHE1515C	15" x 15" / 38 cm x 38 cm																																														
	2RHE1516C	15" x 16" / 38 cm x 41 cm																																														
	2RHE1517C	15" x 17" / 38 cm x 43 cm																																														
	2RHE1615C	16" x 15" / 41 cm x 38 cm																																														
	2RHE1616C	16" x 16" / 41 cm x 41 cm																																														
	2RHE1617C	16" x 17" / 41 cm x 43 cm																																														
	2RHE1618C	16" x 18" / 41 cm x 46 cm																																														
	2RHE1620C	16" x 20" / 41 cm x 51 cm																																														
	2RHE1716C	17" x 16" / 43 cm x 41 cm																																														
	2RHE1717C	17" x 17" / 43 cm x 43 cm																																														
	2RHE1718C	17" x 18" / 43 cm x 46 cm																																														
	2RHE1720C	17" x 20" / 43 cm x 51 cm																																														
	2RHE1816C	18" x 16" / 46 cm x 41 cm																																														
	2RHE1817C	18" x 17" / 46 cm x 43 cm																																														
2RHE1818C	18" x 18" / 46 cm x 46 cm																																															
2RHE1820C	18" x 20" / 46 cm x 51 cm																																															
2RHE2017C	20" x 17" / 51 cm x 43 cm																																															
2RHE2018C	20" x 18" / 51 cm x 46 cm																																															
2RHE2020C	20" x 20" / 51 cm x 51 cm																																															
\$540.00	<b>CLASS: A1</b>	E2623																																														
	<table border="0"> <thead> <tr> <th data-bbox="235 1820 397 1845">Item Number</th> <th data-bbox="414 1820 738 1845">Fits Chair Size (width x depth)</th> </tr> </thead> <tbody> <tr><td>2RHE2218C*</td><td>22" x 18" / 56 cm x 46 cm</td></tr> <tr><td>2RHE2220C*</td><td>22" x 20" / 56 cm x 51 cm</td></tr> <tr><td>2RHE2222C*</td><td>22" x 22" / 56 cm x 58 cm</td></tr> <tr><td>2RHE2418C*</td><td>24" x 18" / 61 cm x 46 cm</td></tr> <tr><td>2RHE2420C*</td><td>24" x 20" / 61 cm x 51 cm</td></tr> </tbody> </table>	Item Number	Fits Chair Size (width x depth)	2RHE2218C*	22" x 18" / 56 cm x 46 cm	2RHE2220C*	22" x 20" / 56 cm x 51 cm	2RHE2222C*	22" x 22" / 56 cm x 58 cm	2RHE2418C*	24" x 18" / 61 cm x 46 cm	2RHE2420C*	24" x 20" / 61 cm x 51 cm																																			
	Item Number	Fits Chair Size (width x depth)																																														
	2RHE2218C*	22" x 18" / 56 cm x 46 cm																																														
	2RHE2220C*	22" x 20" / 56 cm x 51 cm																																														
2RHE2222C*	22" x 22" / 56 cm x 58 cm																																															
2RHE2418C*	24" x 18" / 61 cm x 46 cm																																															
2RHE2420C*	24" x 20" / 61 cm x 51 cm																																															

+ Decisions about how to code a product are the responsibility of the provider/supplier. Since Medicare coding is subject to change, the provider should always confirm the HCPCS code and coverage criteria as part of the client assessment process.  
 \*May take up to three weeks for shipment.

# ROHO Seat Cushion Products



• Unless otherwise noted, all cushions include cover, pump, repair kit, and operating instructions.

Suggested Retail	Item	HCPCS <sup>+</sup>	
	<b>ROHO Hybrid Elite Cushion Heavy Duty Cover Options</b> <b>CLASS: A1</b>	<b>Non-Coded</b>	
\$572.00	1RHEHD-SR* Hybrid Elite Single Valve Sensor Ready with Heavy Duty Cover, 20" and under		
\$572.00	2RHEHD* Hybrid Elite Dual Valve with Heavy Duty Cover, 20" and under		
\$625.00	1RHEHDLG-SR* Hybrid Elite Single Valve Sensor Ready with Heavy Duty Cover, 22" and over		
\$625.00	2RHEHDLG* Hybrid Elite Dual Valve with Heavy Duty Cover, 22" and over		
	<b>ROHO HIGH PROFILE Single Compartment Cushion with Sensor Ready Technology</b> <b>CLASS: A1</b> refer to page 2 for sizes (width & depth)	<b>E2622</b>	
\$472.00	<b>Item Number</b>   <b>Item Number</b>		
	1R66H-CA-SR   1R910H-CA-SR		
	1R67H-CA-SR   1R911H-CA-SR		
	1R77H-CA-SR   1R108H-CA-SR		
	1R78H-CA-SR   1R109H-CA-SR		
	1R79H-CA-SR   1R1010H-CA-SR		
	1R87H-CA-SR   1R1011H-CA-SR		
	1R88H-CA-SR   1R1012H-CA-SR		
	1R89H-CA-SR   1R119H-CA-SR		
	1R810H-CA-SR   1R1110H-CA-SR		
	1R98H-CA-SR   1R1111H-CA-SR		
	1R99H-CA-SR   1R1112H-CA-SR		
\$525.00	1R129H-CA-SR   1R1211H-CA-SR 1R1210H-CA-SR   1R1212H-CA-SR	<b>E2622</b>	
\$525.00	1R1310H-CA-SR   1R1411H-CA-SR* 1R1311H-CA-SR   1R1511H-CA-SR*	<b>E2623</b>	
	<b>ROHO HIGH PROFILE Single Compartment Cushion with Sensor Ready Technology with Heavy Duty Cover</b> <b>CLASS: A1</b> refer to page 2 for sizes (width & depth)	<b>E2622</b>	
\$492.00	<b>Item Number</b>   <b>Item Number</b>		
	1R66H-CH-SR   1R910H-CH-SR		
	1R67H-CH-SR   1R911H-CH-SR		
	1R77H-CH-SR   1R108H-CH-SR		
	1R78H-CH-SR   1R109H-CH-SR		
	1R79H-CH-SR   1R1010H-CH-SR		
	1R87H-CH-SR   1R1011H-CH-SR		
	1R88H-CH-SR   1R1012H-CH-SR		
	1R89H-CH-SR   1R119H-CH-SR		
	1R810H-CH-SR   1R1110H-CH-SR		
	1R98H-CH-SR   1R1111H-CH-SR		
	1R99H-CH-SR   1R1112H-CH-SR		
\$545.00	<b>CLASS: A1</b> <b>Item Number</b>   <b>Item Number</b> 1R129H-CH-SR   1R1211H-CH-SR 1R1210H-CH-SR   1R1212H-CH-SR	<b>E2622</b>	
\$545.00	1R1310H-CH-SR   1R1411H-CH-SR* 1R1311H-CH-SR   1R1511H-CH-SR*	<b>E2623</b>	

+ Decisions about how to code a product are the responsibility of the provider/supplier. Since Medicare coding is subject to change, the provider should always confirm the HCPCS code and coverage criteria as part of the client assessment process.  
\*May take up to three weeks for shipment.

# ROHO Seat Cushion Products

• Unless otherwise noted, all cushions include cover, pump, repair kit, and operating instructions.


Suggested Retail	Item	HCPCS+																						
\$472.00	<p><b>ROHO MID PROFILE Single Compartment Cushion with Sensor Ready Technology</b>  <b>CLASS: A1</b></p> <table border="0"> <tr> <td><b>Item Number</b></td> <td><b>Item Number</b></td> </tr> <tr> <td>1R77M-CA-SR</td> <td>1R108M-CA-SR</td> </tr> <tr> <td>1R78M-CA-SR</td> <td>1R109M-CA-SR</td> </tr> <tr> <td>1R87M-CA-SR</td> <td>1R1010M-CA-SR</td> </tr> <tr> <td>1R88M-CA-SR</td> <td>1R1011M-CA-SR</td> </tr> <tr> <td>1R89M-CA-SR</td> <td>1R1012M-CA-SR</td> </tr> <tr> <td>1R810M-CA-SR</td> <td>1R119M-CA-SR</td> </tr> <tr> <td>1R98M-CA-SR</td> <td>1R1110M-CA-SR</td> </tr> <tr> <td>1R99M-CA-SR</td> <td>1R1111M-CA-SR</td> </tr> <tr> <td>1R910M-CA-SR</td> <td>1R1112M-CA-SR</td> </tr> <tr> <td>1R911M-CA-SR</td> <td></td> </tr> </table>	<b>Item Number</b>	<b>Item Number</b>	1R77M-CA-SR	1R108M-CA-SR	1R78M-CA-SR	1R109M-CA-SR	1R87M-CA-SR	1R1010M-CA-SR	1R88M-CA-SR	1R1011M-CA-SR	1R89M-CA-SR	1R1012M-CA-SR	1R810M-CA-SR	1R119M-CA-SR	1R98M-CA-SR	1R1110M-CA-SR	1R99M-CA-SR	1R1111M-CA-SR	1R910M-CA-SR	1R1112M-CA-SR	1R911M-CA-SR		<p>E2622</p> 
	<b>Item Number</b>	<b>Item Number</b>																						
1R77M-CA-SR	1R108M-CA-SR																							
1R78M-CA-SR	1R109M-CA-SR																							
1R87M-CA-SR	1R1010M-CA-SR																							
1R88M-CA-SR	1R1011M-CA-SR																							
1R89M-CA-SR	1R1012M-CA-SR																							
1R810M-CA-SR	1R119M-CA-SR																							
1R98M-CA-SR	1R1110M-CA-SR																							
1R99M-CA-SR	1R1111M-CA-SR																							
1R910M-CA-SR	1R1112M-CA-SR																							
1R911M-CA-SR																								
\$525.00	<p><b>Item Number</b>                      1R1210M-CA-SR                      1R1211M-CA-SR                      1R1212M-CA-SR</p>	E2622																						
\$525.00	<p><b>Item Number</b>                      1R1310M-CA-SR                      1R1311M-CA-SR</p>	E2623																						
\$492.00	<p><b>ROHO MID PROFILE Single Compartment Cushion with Sensor Ready Technology with Heavy Duty Cover</b>  <b>CLASS: A1</b></p> <table border="0"> <tr> <td><b>Item Number</b></td> <td><b>Item Number</b></td> </tr> <tr> <td>1R77M-CH-SR</td> <td>1R108M-CH-SR</td> </tr> <tr> <td>1R78M-CH-SR</td> <td>1R109M-CH-SR</td> </tr> <tr> <td>1R87M-CH-SR</td> <td>1R1010M-CH-SR</td> </tr> <tr> <td>1R88M-CH-SR</td> <td>1R1011M-CH-SR</td> </tr> <tr> <td>1R89M-CH-SR</td> <td>1R1012M-CH-SR</td> </tr> <tr> <td>1R810M-CH-SR</td> <td>1R119M-CH-SR</td> </tr> <tr> <td>1R98M-CH-SR</td> <td>1R1110M-CH-SR</td> </tr> <tr> <td>1R99M-CH-SR</td> <td>1R1111M-CH-SR</td> </tr> <tr> <td>1R910M-CH-SR</td> <td>1R1112M-CH-SR</td> </tr> <tr> <td>1R911M-CH-SR</td> <td></td> </tr> </table>	<b>Item Number</b>	<b>Item Number</b>	1R77M-CH-SR	1R108M-CH-SR	1R78M-CH-SR	1R109M-CH-SR	1R87M-CH-SR	1R1010M-CH-SR	1R88M-CH-SR	1R1011M-CH-SR	1R89M-CH-SR	1R1012M-CH-SR	1R810M-CH-SR	1R119M-CH-SR	1R98M-CH-SR	1R1110M-CH-SR	1R99M-CH-SR	1R1111M-CH-SR	1R910M-CH-SR	1R1112M-CH-SR	1R911M-CH-SR		E2622
	<b>Item Number</b>	<b>Item Number</b>																						
1R77M-CH-SR	1R108M-CH-SR																							
1R78M-CH-SR	1R109M-CH-SR																							
1R87M-CH-SR	1R1010M-CH-SR																							
1R88M-CH-SR	1R1011M-CH-SR																							
1R89M-CH-SR	1R1012M-CH-SR																							
1R810M-CH-SR	1R119M-CH-SR																							
1R98M-CH-SR	1R1110M-CH-SR																							
1R99M-CH-SR	1R1111M-CH-SR																							
1R910M-CH-SR	1R1112M-CH-SR																							
1R911M-CH-SR																								
\$545.00	<p><b>Item Number</b>                      1R1210M-CH-SR                      1R1211M-CH-SR                      1R1212M-CH-SR</p>	E2622																						
\$545.00	<p><b>Item Number</b>                      1R1310M-CH-SR                      1R1311M-CH-SR</p>	E2623																						
\$165.00	<p><b>Smart Check® by ROHO</b>  <b>CLASS: A1</b></p> <table border="0"> <tr> <td><b>Item Number</b></td> <td><b>Product Description</b></td> </tr> <tr> <td>SMARTCHECK-01</td> <td>Set up and push to check device for 1R HIGH PROFILE, MID PROFILE and HYBRID ELITE Sensor Ready cushions</td> </tr> </table>	<b>Item Number</b>	<b>Product Description</b>	SMARTCHECK-01	Set up and push to check device for 1R HIGH PROFILE, MID PROFILE and HYBRID ELITE Sensor Ready cushions	<p>Non-Coded</p> 																		
<b>Item Number</b>	<b>Product Description</b>																							
SMARTCHECK-01	Set up and push to check device for 1R HIGH PROFILE, MID PROFILE and HYBRID ELITE Sensor Ready cushions																							

+ Decisions about how to code a product are the responsibility of the provider/supplier. Since Medicare coding is subject to change, the provider should always confirm the HCPCS code and coverage criteria as part of the client assessment process.



# ROHO Seat Cushion Products

• Unless otherwise noted, all cushions include cover, pump, repair kit, and operating instructions.

Suggested Retail	Item	HCPCS <sup>+</sup>										
\$325.00	<b>ROHO HARMONY® Cushion</b> <b>CLASS: B</b> <b>Item Number</b> <b>Fits Chair Size (width x depth)</b> H1416C            14" x 16" / 36 cm x 41 cm H1616C            16" x 16" / 41 cm x 41 cm H1618C            16" x 18" / 41 cm x 46 cm H1716C            17" x 16" / 43 cm x 41 cm H1718C            17" x 18" / 43 cm x 46 cm H1816C            18" x 16" / 46 cm x 41 cm H1818C            18" x 18" / 46 cm x 46 cm H2018C            20" x 18" / 51 cm x 46 cm • Weight limit: 275 lbs. / 125 kg		E2607									
	\$137.00			<b>ROHO MOSAIC® Cushion</b> <b>CLASS: B</b> <b>Item Number</b> <b>Standard Sizes (width x depth)</b> MOS1616CA       16" x 16" / 41 cm x 41 cm MOS1618CA       16" x 18" / 41 cm x 46 cm MOS1717CA       17" x 17" / 44cm x 44cm MOS1816CA       18" x 16" / 46 cm x 41 cm MOS1818CA       18" x 18" / 46 cm x 46 cm MOS2018CA       20" x 18" / 51cm x 46cm The above listed MOSAIC Cushions include a standard cover. • Weight limit: 315 lbs. / 143 kg		E2601						
				\$161.00			<b>Item Number</b> <b>Standard Sizes (width x depth)</b> MOS1616HD       16" x 16" / 41 cm x 41 cm MOS1618HD       16" x 18" / 41 cm x 46 cm MOS1717HD       17" x 17" / 44cm x 44cm MOS1816HD       18" x 16" / 46 cm x 41 cm MOS1818HD       18" x 18" / 46 cm x 46 cm MOS2018HD       20" x 18" / 51cm x 46cm The above listed MOSAIC Cushions include a heavy duty cover. • Weight limit: 315 lbs. / 143 kg		Non-Coded			
							\$206.00			<b>ROHO AirLITE® Cushion</b> <b>CLASS: B</b> <b>Item Number</b> <b>Standard Sizes (width x depth)</b> AL1313HD       13" x 13" / 33 cm x 33 cm AL1315HD       13" x 15" / 33 cm x 38 cm AL1414HD       14" x 14" / 36 cm x 36 cm AL1416HD       14" x 16" / 36 cm x 41 cm AL1515HD       15" x 15" / 38 cm x 38 cm AL1517HD       15" x 17" / 38 cm x 43 cm AL1616HD       16" x 16" / 41 cm x 41 cm AL1618HD       16" x 18" / 41 cm x 46 cm AL1717HD       17" x 17" / 43 cm x 43 cm AL1718HD       17" x 18" / 43 cm x 46 cm AL1720HD       17" x 20" / 43 cm x 51 cm AL1816HD       18" x 16" / 46 cm x 41 cm AL1818HD       18" x 18" / 46 cm x 46 cm AL1820HD       18" x 20" / 46 cm x 51 cm AL1917HD       19" x 17" / 48 cm x 43 cm AL1919HD       19" x 19" / 48 cm x 48 cm AL2017HD       20" x 17" / 51 cm x 43 cm AL2018HD       20" x 18" / 51 cm x 46 cm • Weight limit: 275 lbs. / 125 kg • Does not include patch kit or pump.		E2605

+ Decisions about how to code a product are the responsibility of the provider/supplier. Since Medicare coding is subject to change, the provider should always confirm the HCPCS code and coverage criteria as part of the client assessment process.



# ROHO Speciality Application Cushions

• Unless otherwise noted, all cushions include cover, pump, repair kit, and operating instructions.

Suggested Retail	Item	
\$1,115.00	<b>ROHO Personal Recliner Cushioning System</b> <b>CLASS: A3</b> <b>Item Number</b> <b>Product Description</b> RECLINERCUSTC*      Custom Recliner Wheelchair cushion, customized back and seat protection Made to fit per order • Priced upon request if exceeds 320 cells overall	
\$213.00	<b>ROHO Lumbar Support Cushion</b> <b>CLASS: A3</b> <b>Item Number</b> <b>Standard Sizes (width x depth)</b> LUMBAR*              4.25" high x 15.25" wide x 6.5" deep / 10.5 cm x 39 cm x 15.25 cm • Custom sizes or cell variations available. Priced upon request. • Cushion does not include cover.	
\$330.00	<b>ROHO MINI-MAX® Cushion</b> <b>CLASS: A3</b> <b>Item Number</b> <b>Standard Sizes (width x depth)</b> MINI1515C            15" x 15" / 38 cm x 38 cm MINI1616C            16" x 16" / 41 cm x 41 cm MINI1816C            18" x 16" / 46 cm x 41 cm • Custom sizes available. Priced upon request.	
\$213.00	<b>ROHO PACK-IT® Cushion</b> <b>CLASS: A3</b> <b>Item Number</b> <b>Standard Sizes (width x depth)</b> PACKIT                16.25" x 9.5" / 41.5 cm x 24 cm	
Pair \$324.00 Single \$165.00	<b>ROHO HEAL PAD®</b> <b>CLASS: A3</b> <b>Item Number</b> <b>Product Description</b> HEALPADPR          Heal Pad - Pair HEALPAD              Heal Pad - Single • Fully adjustable. May be used for heel protection. • Does not include cover	
\$120.00	<b>The ADAPTOR® Pad</b> <b>CLASS: A3</b> <b>Item Number</b> <b>Standard Size (width x depth)</b> ADAPTOR              9.75" X 13.5" / 25 cm x 34 cm • Self-contained air cells can be cut in sections to fit various surface shapes • Repair kit, pump, and cover not included	
\$273.00	<b>ROHO Toilet Seat Cushion</b> <b>CLASS: A3</b> <b>Item Number</b> <b>Standard Size</b> SEATTOILET          • Fits all standard toilet seats      • Does not include cover	
\$407.00	<b>ROHO Shower / Commode Cushion</b> <b>(LOW PROFILE® cells only)</b> <b>CLASS: A3</b> <b>Item Number</b> <b>Standard Sizes (width x depth)</b> SEATCMD88LP        14.75" x 14.75" / 37.5 cm x 37.5 cm SEATCMD89LP        14.75" x 16.5" / 37.5 cm x 42 cm SEATCMD99LP        16.5" x 16.5" / 42 cm x 42 cm SEATCMD910LP       16.5" x 18.25" / 42 cm x 46.5 cm SEATCMD1010LP     18.25" X 18.25" / 46.5 cm x 46.5 cm • Custom sizes available • Does not include cover	
LTVC \$100.00  LTVBLK \$155.00	<b>LTV® Seat Cushion (non-medical cushion used for additional comfort)</b> <b>CLASS: H</b> <b>Item Number</b> <b>Standard Sizes (width x depth)</b> LTVC                    18" x 16" / 45.5 cm x 40.5 cm - Black Quilted Fabric Cover LTVBLK                18" x 16" / 45.5 cm x 40.5 cm - Black Quilted ULTRALEATHER® Cover	

\* May take up to three weeks for shipment.

# Seating Accessories and Covers

Suggested Retail	Item	
\$59.00	<b>ROHO Contour Base (used with sling seat)</b>	
	<b>CLASS: C</b>	
	<b>Item Number</b>	<b>Standard Sizes (width x depth)</b>
	BASE1313	13.25" x 13" / 33.5 cm x 33 cm
	BASE1515	15.25" x 15" / 38.5 cm x 38.5 cm
\$48.50	<b>ROHO Planar Solid Seat Insert (used with any seat)</b>	
	<b>CLASS: C</b>	
	<b>Item Number</b>	<b>Standard Sizes (width x depth)</b>
	SI1212	11.5" x 11.5" / 29 cm x 29 cm
	SI1214	11.5" x 13.5" / 29 cm x 34.5 cm
\$74.00	SI1414	13.5" x 13.5" / 34.5 cm x 34.5 cm
	SI1415	13.5" x 14.5" / 34.5 cm x 37 cm
	SI1416	13.5" x 15.5" / 34.5 cm x 39.5 cm
	SI1515	14.5" x 14.5" / 37 cm x 37 cm
	SI1516	14.5" x 15.5" / 37 cm x 39.5 cm
	SI1517	14.5" x 16.5" / 38 cm x 42 cm
	SI1616	15.5" x 15.5" / 39.5 cm x 39.5 cm
	SI1617	15.5" x 16.5" / 39.5 cm x 42 cm
	SI1618	15.5" x 17.5" / 39.5 cm x 44.5 cm
	SI1620	15.5" x 19.5" / 39.5 cm x 49.5 cm
	SI1717	16.5" x 16.5" / 42 cm x 42 cm
	SI1718	16.5" x 17.5" / 42 cm x 44.5 cm
	SI1818	17.5" x 17.5" / 44.5 cm x 44.5 cm
	SI1820	17.5" x 19.5" / 44.5 cm x 49.5 cm
	SI1822	17.5" x 21.5" / 44.5 cm x 54.5 cm
	SI1824	17.5" x 23.5" / 44.5 cm x 59.5 cm
	SI2020	19.5" x 19.5" / 49.5 cm x 49.5 cm
SI2022	19.5" x 21.5" / 49.5 cm x 54.5 cm	
SI2024	19.5" x 23.5" / 49.5 cm x 59.5 cm	
SI2424	24" x 24" / 61 cm x 61 cm	
SIMTO*	(Indicate measurements needed)	
* No weight limit; however the Solid Seat Insert must be properly sized to the individual.		
<b>Covers</b>		
<b>CLASS: C</b>		
	<b>Item Number</b>	<b>Product Description</b>
\$54.00	COV-SSA (size)	Select Series Cushion Cover - Please specify size.
\$54.00	COV-A (model/size)	Standard Cushion Cover - Please specify cushion model and size.
\$74.00	COV-ACUST (model/size)	Custom Cushion Cover - Please specify cushion model and size.
\$74.00	COV-AMTO	Non-Standard Stock Cushion Cover - Please specify cushion model and size.
\$62.00	COV-HE (size)	Hybrid Elite Cushion Cover - Please specify cushion model and size.
\$74.00	COV-HD (model/size)	Heavy duty, fluid-resistant cover - Available to fit most standard-sized ROHO DRY FLOATATION, Hybrid Elite seat cushions and MOSAIC cushions.
\$64.00	COV-NS (size)	nexus SPIRIT Cushion Cover - Please specify size.
\$74.00	COV-H (size)	HARMONY Cushion Cover - Please specify size.
\$62.00	COV-HDAL (size)	AirLITE Heavy Duty Cushion Cover - Please specify size.
\$75.00	COV-RB (size)	Retroback® Cover - Please specify size.
<b>Miscellaneous Items</b>		
<b>CLASS: C</b>		
	<b>Item Number</b>	<b>Product Description</b>
\$8.50	HP45	ROHO Inflation Pump - Single Action
\$12.50	HP20	ROHO Inflation Pump - Dual Action
\$24.00	CR1	Cushion Retainer
\$64.00	Hook & Loop Attachment	
\$64.00	Drainage Holes	
<b>Repair of ROHO® Products</b>		
<b>CLASS: C</b>		
	<b>Item Number</b>	<b>Product Description</b>
\$175.00	REPAIR	Repair Charge
\$75.00	LABOR	Diagnostic & Handling Charge
\$5.00	A5	Repair Patch Kit
\$41.20	MRK1	Master Repair Kit ( includes glue, swabs, sandpaper, assembled valves, alcohol wipes, small patches, large patches, and metal valves)
\$3.10	V3	Inflation Valve (without rubber stem)
\$5.00	CV3	Inflation Valve (with rubber stem)

\* May take up to three weeks for shipment.