










The Safety Sleeper Models >>>

	Base	Standard	Deluxe	Pro- fessional	Premium	
	<p>One standard side entry with locking system Picture shows the standard entry option of The Safety Sleeper™ with the door fully opened. *</p>	√	√	√		
	<p>Convertible Side Entry With Two Zipper Access And Locking System On Both Sides. This model gives the most access options for the caregiver and allows for access on both sides and above the bed. *</p>			√	√	√
	<p>End of Bed Entry Additional entry at the foot of the bed allows for a second access points. The side entry is installed to the left when facing the end of bed entry. *</p>			√		√
	<p>Additional coverlet Your Safety Sleeper comes with one (1) coverlet which functions as a zip on sheet. An <u>additional</u> coverlet ensures easy transitions between bed washings and security during spills and accidents.</p>		√	√	√	√
	<p>Frame pads Frame Pads (bar cushions) cover the top and sides of the aluminum frame and add additional safety and comfort to your bed. Recommended for seizure diagnoses or self-harming behaviors.</p>		√	√	√	√
	<p>Stabilizing straps Straps keep bed from tipping or moving, recommended for older children, adults or to counteract rambunctious activity. Please note: Stabilizing straps need to be attached to your traditional bed frame or box spring.</p>		√	√	√	√
	<p>Access Points 1-1/8" ID metal grommets installed on left and right sides of the enclosure to serve as access points for use with feeding tubes, oxygen tubing, pulse-ox sensors, etc. Two on each side, four total.</p>			√	√	√

The Safety Sleeper Models >>>		Base	Standard	Deluxe	Professional	Premium
	<p>Attachment Loops The six loops attachment are installed on the roof of the enclosure to be used for items intended for hanging.</p>					√
	<p>Inside pocket 8" X 10" in size and made from black mesh fabric, the pocket can be used for storing communication devices, toys, eye glasses or other items.</p>					√
<p>Full Size Air Mattress</p>  <p>International Air Mattress</p> 	<p>Air mattress for traveling Comes with built-in electric pump for US & Canada and battery pump for other international sizes.</p>	√	√	√	√	√
	<p>Travel case Our beds weigh less than 38 lbs / 17 kg and come with a durable travel suitcase.</p>	√	√	√	√	√

*All entries come with zipper access and locking system