

BATH CHAIR

INSTRUCTIONS FOR USE

Code 7607-7609




CONTENTS	PAGE
1.0 INTRODUCTION	1
2.0 ILLUSTRATION OF YOUR CHAIR	2
3.0 FOR YOUR SAFETY	3
4.0 UNPACKING YOUR CHAIR	3
5.0 SETTING UP AND ADJUSTING YOUR CHAIR	4
6.0 CARE & MAINTENANCE	5
7.0 GUARANTEE & SERVICE	8
8.0 CONTINUOUS IMPROVEMENT	9
9.0 WARRANTY & AFTERSALE	10

1.0 INTRODUCTION



Thank you for choosing the Smirthwaite Bath Chair.

With its simple, slim line design, the bath chair gives your child more space and freedom to bathe without restrictions. Our bath chair has been designed to allow your child to bathe safely and more independently.

	<p>IMPORTANT!</p> <p>These instructions should be read by all therapists and carers using the equipment and should be retained for future reference. The product should always be used under adult supervision.</p> <p>Any incorrect use of the product and failure to follow the instructions may put the user at risk or impede the function.</p> <p>This product has been designed and manufactured specifically and solely for use by clients with special needs.</p>
---	---



2.0 ILLUSTRATION OF YOUR CHAIR



- A. Seat back
- B. Seat base
- C. Pelvic buckle strap
- D. Pommel



3.0 FOR YOUR SAFETY



STOP!

Please read these instructions CAREFULLY and THOROUGHLY

- The user should **NOT** be left unattended whilst in the chair. Always ensure a responsible therapist or carer is in attendance.
- Regular maintenance checks and cleaning are essential for the safe use of this equipment (see care and maintenance section).
- Always fasten the pelvic buckle strap and any other straps provided with the chair.
- Regularly check that straps and/or harnesses are not showing signs of tearing or fraying, and that they fasten correctly.
- **DO NOT** use with bath oils or bath salts.
- If any part is loose, damaged or functioning incorrectly, **DO NOT** use until rectified.
- Always keep this product away from naked flames, cigarettes and sources of heat including open fireplaces, radiators, heaters.
- **DO NOT** fit parts or accessories of other manufacturers to this product unless authorised to do so in writing by G&S Smirthwaite Ltd. Failure to follow these instructions will not only invalidate the guarantee but could make the chair dangerous to use. G&S Smirthwaite Ltd will not accept liability for any injury or damage incurred through such malpractices. Any repairs required must be carried out by G&S Smirthwaite Ltd authorised personnel.
- The Bath Chair is CE marked. This certifies that it meets all relevant European safety requirements.

4.0 UNPACKING YOUR CHAIR

- When delivered, the chair will be supplied fully assembled.
- Please take note of any instructions on the packaging/box when unpacking.
- Once the chair has been carefully unpacked, please check all parts.
- If any part is loose, damaged or functioning incorrectly – do not use until rectified.



STOP!

If you believe this product to be faulty – DO NOT USE



5.0 SETTING UP AND ADJUSTING YOUR CHAIR



STOP!

If in any doubt, ALWAYS seek ADVICE

We recommend that the chair be washed in warm soapy water and that it is fully adjusted to fit the child before use

5.1 CHAIR

- Ensure that the frame is positioned centrally in the bath and not to the side.
- Ensure the frame is flat to the bath and does not move up or down.
- Unbuckle the straps before seating the child.
- DO NOT lift the bath chair with the child seated in it.
- NEVER leave a child unattended in the chair.
- Take care when seating the child ensuring that they are comfortable and secure safely by the harness



6.0 CARE AND MAINTENANCE



IMPORTANT!

Cleaning is recommended on a regular basis

- The Bath Chair should be cleaned before and/or after use with mild soap and water.
- Store the chair in a cool dry place out of direct sunlight.
- The pelvic strap and mesh pommel cover can be cleaned with a damp cloth. In cases of extreme soiling they can be machine washed at low temperature with a mild detergent, but must be drip dried.
- DO NOT use bleach, solvents, abrasives, synthetic detergents, wax polishes, antibacterial sprays or wipes.
- Always keep this product away from naked flames, cigarettes and sources of heat including open fires, radiators and heaters.
- For further information please refer to MHRA or your NHS cleaning guidelines.

6.1 DAILY CHECKS

- Check the product for loose, damaged or missing components
- Check the pelvic strap (and any additional provided) for signs of wear and tear
- Keep all parts clean



STOP!

The user should not be seated while the checks are carried out.

6.2 SERVICE INTERVAL

The Bath Chair should be serviced every 3 years. Servicing must only be undertaken by a Smirthwaite service engineer, or by a Smirthwaite trained representative.




6.3 NOMINAL SERVICE LIFE

Your product has a nominal service life of 12 years, during which full post-sales support will be available with regard to spares and servicing.

Product service life has been determined based upon the design complexity of product, and the anticipated exposure to normal use.

Good practice dictates all Smirthwaite products have been designed and manufactured to high levels of safety and quality, and will meet requirements of normal use when maintained in line with our servicing recommendations.

	STOP!
	<p>If the product has been out of use for an extended period of time (6 months or more) it should always be serviced prior to being reissued.</p> <p>If the product has been subjected to ‘heavy’ or ‘constant’ use, the service should be reduced to half the recommended period. Constant and/or heavy use is considered to be:</p> <ul style="list-style-type: none">• Daily use above 7 hours duration• Weekly use above 5 days duration• Monthly use above 10 months per year• Use by a client who is at 90% to 100% of the maximum weight limit of the product. The maximum weight limit must NEVER be exceeded• Use by a client who is extremely active, either voluntarily or involuntarily

6.4 EXTENDING NOMINAL SERVICE LIFE

At Smirthwaite we are proud to produce products that have a reputation for quality and durability.

We believe our products have the potential to provide benefits to our clients beyond the nominal service life documented above.

We will continue to provide full support beyond the nominal service life provided the following conditions are met:

1. A full service schedule has been maintained.
2. A full service and inspection is undertaken at the end of the nominal service life period
3. The product is subsequently serviced annually (or biannually if under ‘heavy/constant’ use conditions)
4. Smirthwaite reserve the right to limit support where parts/components are no longer available



6.5 DOCUMENTATION/RECORDS

- It is the responsibility of the current equipment owner to ensure the 'Instructions for Use' manual and any further manuals for accessories fitted to the equipment are handed over to the new owner at the time of exchange/sale
- It is the responsibility of the current equipment owner to ensure the service and inspection record form is kept up to date

6.6 PRODUCT CONFIGURATION

- Smirthwaite will document and maintain a record of the original product configuration at the time of first sale
- Smirthwaite will not be held responsible for any subsequent changes to this configuration unless authorized to do so in writing by G&S Smirthwaite Ltd
- It is the equipment owner's responsibility to maintain their own records of changes to the equipment configuration and to be able to provide such records to subsequent owners to maintain traceability
- We recommend an inspection/service by a Smirthwaite Service Engineer (or Smirthwaite trained engineer) whenever a significant change is made to product configuration to ensure the product is safe to use. **If in any doubt, ALWAYS seek ADVICE**



IMPORTANT REMINDER!

DO NOT fit parts or accessories of other manufacturers to this product unless authorized to do so in writing by G&S Smirthwaite Ltd.

Any servicing or repairs required must be carried out by G&S Smirthwaite Ltd (or a Smirthwaite trained engineer).

If you believe this product to be faulty – DO NOT USE

If in any doubt, ALWAYS seek ADVICE.



7.0 GUARANTEE & SERVICE

The chair is issued with a full parts and labour guarantee for 2 years from the date of delivery. This guarantee does not apply to accidental damage caused through inappropriate use of the chair. This guarantee is issued at the discretion of G & S Smirthwaite Ltd on RTB (Return to Base) basis.



8.0 CONTINUOUS IMPROVEMENT

G & S Smirthwaite Ltd are committed to continuous improvement to their product range.

G&S Smirthwaite Ltd reserve the right to change the specification or material without prior notice.



CE

