

Mobile or Non-Mobile Wooden Sitter Base


ASSEMBLY MANUAL

Model # 77XXXXXX


UM-SWB-06-22LIT

Revision 06/2022

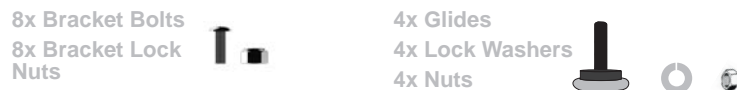
Helpful Tools



Casters & Brackets



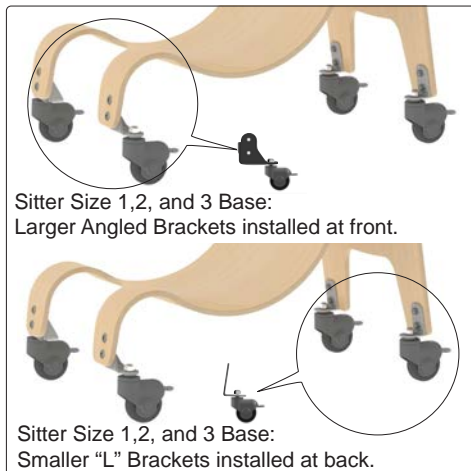
Bracket Hardware Non-Mobile Hardware Kit



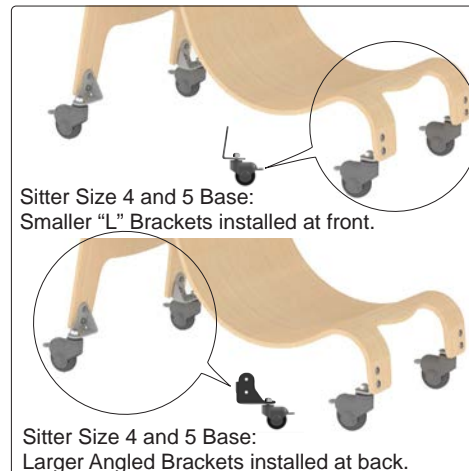
WARNING: To avoid unintended motion, lock caster brakes when not in use.



01 Sitter Sizes 1,2, and 3



02 Sitter Sizes 4 and 5

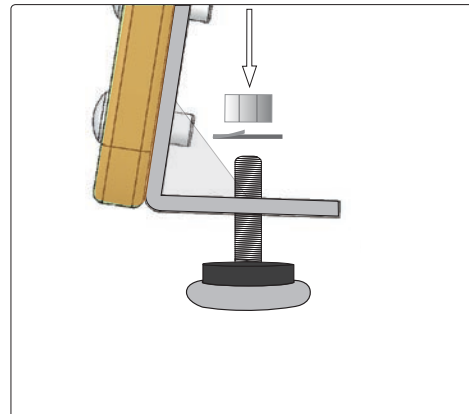


Install Brackets x4



03 Install each Bracket to Wooden Base as shown in Steps 1 and 2 using supplied Bracket Bolts and Lock Nuts. Note: Maintain tight bolts.

Non-Mobile Only: Glides 4x



04 Feed Non-Mobile Glide up through Base Bracket. Install Lock Washer then tighten Nut. Note: Maintain tight bolts.