

SOLUTIONS FOR LIFE



Stealth Products®

CUSHIONS





CUSHION CATEGORIES



Skin Protection and Positioning Series (SPP) cushions offer a range of positioning options, convenient storage, and the Coolcore® Chemical-Free cover technology to effectively maintain comfort and proper contact skin temperature throughout the seasons. A selection of molded foams and a variety of inserts, relief cutouts, and toppers provide exceptional stability and comfort while keeping the pelvis in an optimal neutral position.



Positioning Series (P) cushions employ a high-density molded foam base with a closed cell posterior support section to keep the pelvis in a neutral position, provide optimal pelvic positioning and stability, and add exceptional comfort with a soft foam topper.



Skin Protection Series (SP) includes a general-use cushion with a foam or gel topper, specifically designed to protect the user from skin abrasions and discomfort during long-term use. It also utilizes a chemical-free Coolcore® cover, designed to effectively maintain proper and comfortable contact skin temperature throughout the seasons.



General Use Series (G) cushions are specifically designed for comfort, with basic mild contouring and cutouts for coccygeal and sacral relief. It is available from 16 in. to 22 in. (40.64cm to 55.88cm) in width and from 16 in. to 20 in. (40.64cm to 50.80cm) in depth.



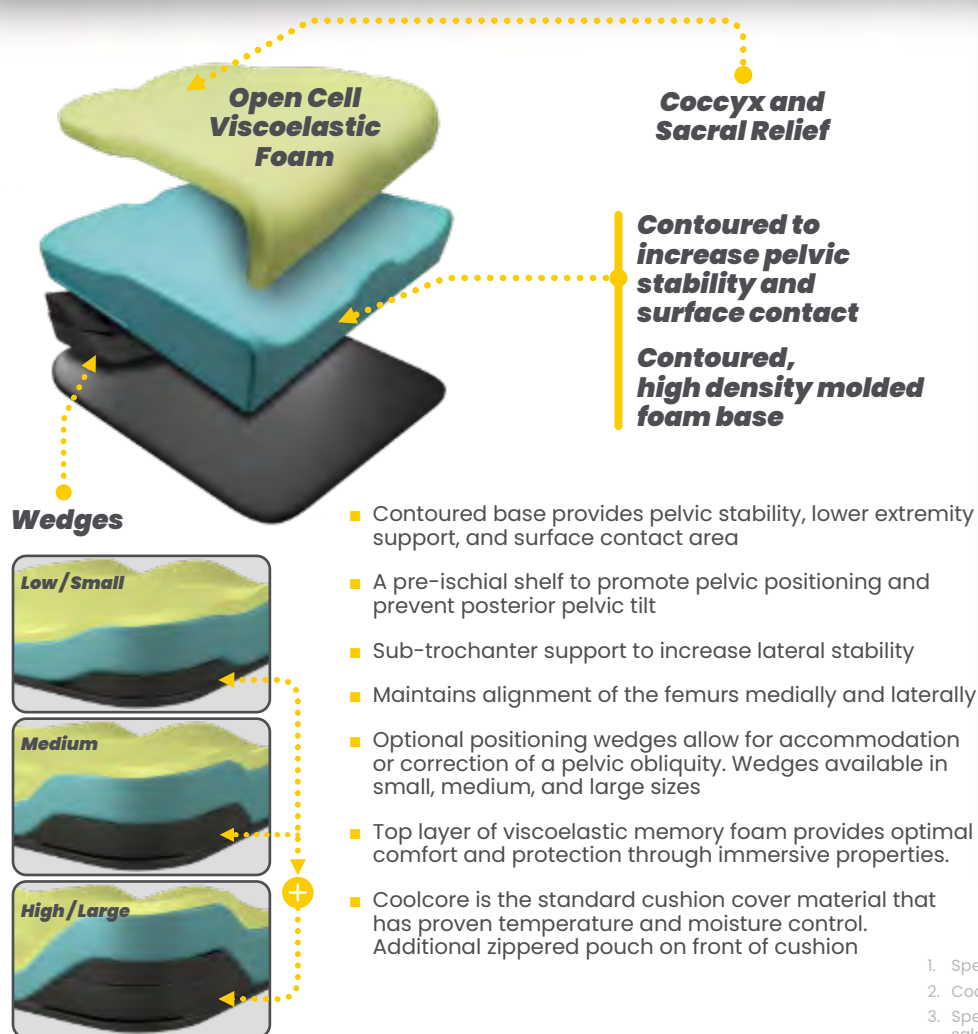


SPP

- ▶ **Low Profile Tru-Comfort 2**
- ▶ **Lateral & Pre-Ischial Shelf**
- ▶ **Contoured High Density Foam Base**
- ▶ **Base, Coccyx & Sacral Relief**



ESSENCE



WEIGHT CAPACITY

450 lbs.

OVERALL WEIGHT

3.5 - 5 lbs.

DIMENSIONS

**from 10in (25.40cm) x 10in (25.40cm)
to 22in (55.88cm) x 24in (60.96cm)**

SOF¹ available

PROFILE

3½ in (8.89cm)

MSRPS

\$440 - \$595

HCPCS

E2607 | E2608

1. Special Order Form
2. CoolCore® is standard on all cushions except the Simplicity G.
3. Special order sizes available for all cushions except the Glacial SP. Contact sales for additional assistance
4. Allowances listed are estimations for cushions billed in conjunction with Group 3 power chair bases using the KU modifier and may vary by state

- ▶ **Multi-layered foam**
- ▶ **Deep Contour**
- ▶ **Coolcore® cushion cover has pockets on sides**

SPP



TRU-COMFORT® 2

WEIGHT CAPACITY

450 lbs.

OVERALL WEIGHT

4 lbs.

DIMENSIONS

from 14in (35.56cm) x 14in (35.56cm)
to 24in (60.96cm) x 24in (60.96cm)

SOF¹ available

PROFILE

4½ in (11.43cm)

MSRPS

\$400 - \$500

HCPCS


E2607 | E2608

Coccyx and Sacral Relief

Contoured to increase pelvic stability and surface contact

Deeply contoured, high density molded foam base

Viscoelastic Memory Foam



- Deep contoured base provides maximal pelvic stability, lower extremity support, and surface contact area
- Sub-trochanter support to increase lateral stability.
- Maintains alignment of the femurs medially and laterally
- Anti-thrust component provides a pre-ischial shelf to promote pelvic positioning. Abductor and adductor components create troughing to promote lower extremity positioning
- Top layer of viscoelastic memory foam provides optimal comfort and protection through immersive properties
- Coolcore is the standard cushion cover material that has proven temperature and moisture control. Additional zippered pockets on side of cushion

SIDE POCKETS



1. Special Order Form
2. CoolCore® is standard on all cushions except the Simplicity G.
3. Special order sizes available for all cushions except the Glacial SP. Contact sales for additional assistance
4. Allowances listed are estimations for cushions billed in conjunction with Group 3 power chair bases using the KU modifier and may vary by state

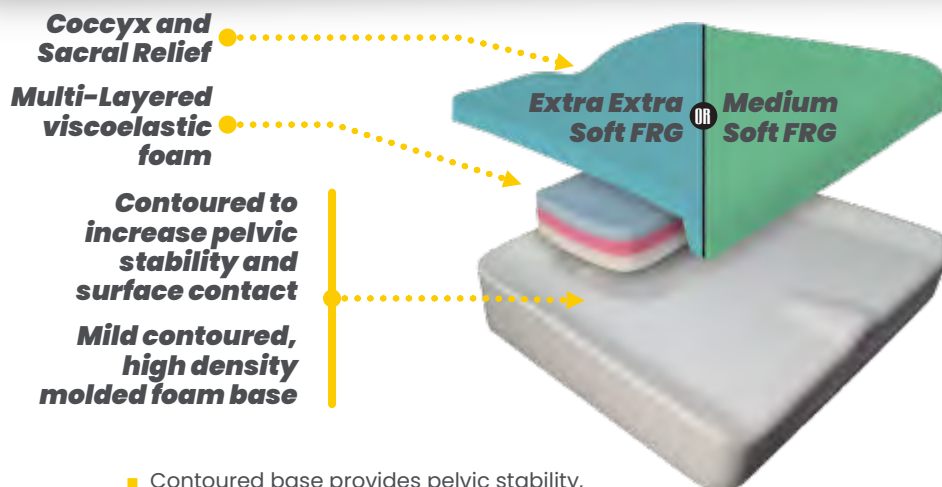


SPP

- ▶ **Pre-Ischial Shelf and Lateral Adductor build-up**
- ▶ **Mild Contoured Base, High Density Molded Foam**
- ▶ **Ischial insert consisting of multi-layered viscoelastic foam**



SPECTRUM FOAM



Coccyx and Sacral Relief

Multi-Layered viscoelastic foam

Contoured to increase pelvic stability and surface contact

Mild contoured, high density molded foam base

Extra Extra Soft FRG OR Medium Soft FRG

- Contoured base provides pelvic stability, lower extremity support, and increases overall surface contact area
- Pelvic well provides a pre-ischial shelf to prevent posterior pelvic tilt. A triple layer of viscoelastic foam within the well promotes optimal immersion and envelopment
- Top layer of Extra Extra Soft SunMate FRG foam provides optimal protection through immersive properties and improves micro-climate. Medium-Soft SunMate FRG foam used on cushions greater or equal to 22in (55.88cm) wide
- Coolcore is the standard cushion cover material that has proven temperature and moisture control
- Fire resistance: ISO 8191-1, ISO 8191-2, CAL 117-2013
- Biological evaluation/Cytotoxicity ISO 10993-5, 10993-10
- Sub-trochanter support to increase lateral stability
- Maintains alignment of the femurs medially and laterally

WEIGHT CAPACITY

650 lbs.

OVERALL WEIGHT

3 lbs.

DIMENSIONS

**from 14in (35.56cm) x 18in (45.72cm)
to 24in (60.96cm) x 26in (66.04cm)**

SOF¹ available

PROFILE

3in (7.62cm)

MSRPS

\$460 - \$590

HCPCS

E2607 | E2608

1. Special Order Form
2. CoolCore® is standard on all cushions except the Simplicity G.
3. Special order sizes available for all cushions except the Glacial SP. Contact sales for additional assistance
4. Allowances listed are estimations for cushions billed in conjunction with Group 3 power chair bases using the KU modifier and may vary by state

- ▶ **Extra Soft SunMate FRG Foam Top**
- ▶ **Twin-Cell, Lightweight Fluid Insert Under At-Risk Bony Areas**
- ▶ **Pre-Ischial Shelf**
- ▶ **Mild Contoured Base, High Density Molded Foam**

SPP



SPECTRUM GEL

WEIGHT CAPACITY

550 lbs.

OVERALL WEIGHT

3½ lbs.

DIMENSIONS

from 14in (35.56cm) x 14in (35.56cm)
to 24in (60.96cm) x 24in (60.96cm)

SOF¹ available

PROFILE

3in (7.62cm)

MSRPS

\$460 - \$530

HCPCS

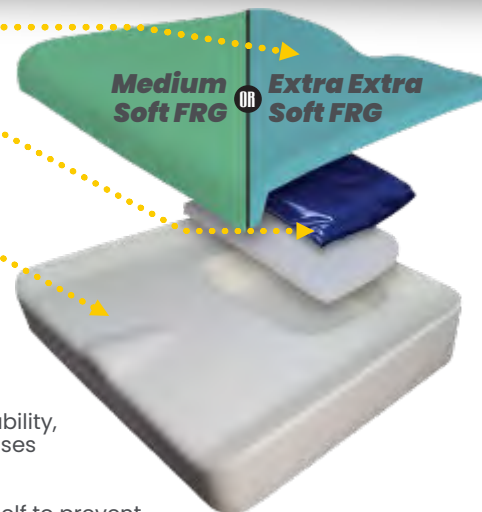
E2607 | E2608

Coccyx and Sacral Relief

Gel Insert

Contoured to increase pelvic stability and surface contact

Mild contoured, high density molded foam base



- Contoured base provides pelvic stability, lower extremity support, and increases overall surface contact area
- Pelvic well provides a pre-ischial shelf to prevent posterior pelvic tilt. Segmented for each IT, a lightweight gel pack provides additional skin protection, pelvic stability, and optimal immersion
- Top layer of Extra Extra Soft SunMate FRG foam provides optimal protection through immersive properties and improves micro-climate. Medium Soft SunMate FRG foam used on cushions greater or equal to 22in (55.88cm) wide
- Coolcore is the standard cushion cover material that has proven temperature and moisture control
- Pre-ischial support to help prevent posterior pelvic tilt
- Fire resistance: ISO 8191-1, ISO 8191-2, CAL 117-2013
- Biological evaluation/Cytotoxicity ISO 10993-5, 10993-10
- Sub-trochanter support to increase lateral stability
- Maintains alignment of the femurs medially and laterally

1. Special Order Form
2. CoolCore® is standard on all cushions except the Simplicity G.
3. Special order sizes available for all cushions except the Glacial SP. Contact sales for additional assistance
4. Allowances listed are estimations for cushions billed in conjunction with Group 3 power chair bases using the KU modifier and may vary by state

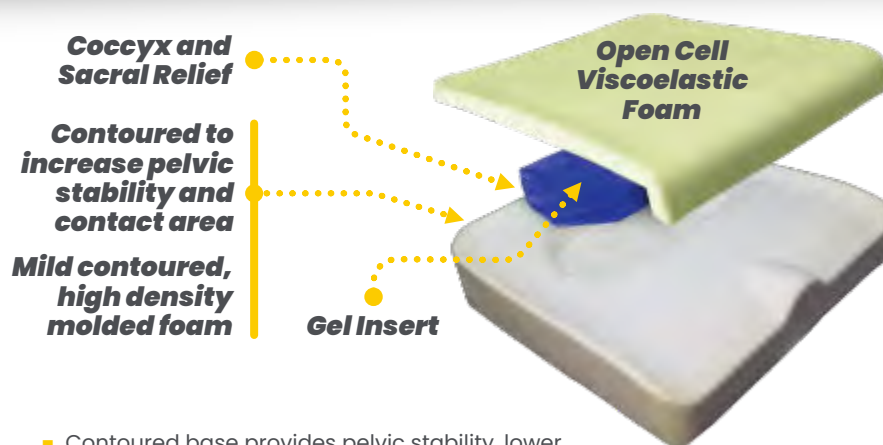


SPP

- **Pre-Ischial Shelf and Lateral Adductor build-up**
- **Contoured Base, High Density Molded Foam**
- **Twin-Cell, Aqueous Gel Insert Under At-Risk Bony Areas**



SOLUTION® GEL



WEIGHT CAPACITY

450 lbs.

OVERALL WEIGHT

3½ - 5 lbs.

DIMENSIONS

**from 10in (25.40cm) x 10in (25.40cm)
to 22in (55.88cm) x 24in (60.96cm)**

SOF¹ available

PROFILE

3 in (7.62cm)

MSRPS

\$375 - \$430

HCPCS

E2607 | E2608

- Contoured base provides pelvic stability, lower extremity support, and increases overall surface contact area.
- Pelvic well provides a pre-ischial shelf to prevent posterior pelvic tilt. Segmented for each IT, an aqueous gel pack provides additional skin protection and reduces shearing forces.
- Top layer of viscoelastic memory foam provides optimal comfort and protection through immersive properties.
- Coolcore is the standard cushion cover material that has proven temperature and moisture control.
- Fire resistance: ISO 8191-1, ISO 8191-2, CAL 117-2013
- Biological evaluation/cytotoxicity ISO 10993-5, 10993-10
- Sub-trochanter support to increase lateral stability
- Maintains alignment of the femurs medially and laterally

1. Special Order Form
2. CoolCore® is standard on all cushions except the Simplicity G.
3. Special order sizes available for all cushions except the Glacial SP. Contact sales for additional assistance
4. Allowances listed are estimations for cushions billed in conjunction with Group 3 power chair bases using the KU modifier and may vary by state

- **Pre-Ischial Shelf and Lateral Adductor build-up**
- **Mild Contoured Base with High Density Closed Cell posterior lateral foam inserts**
- **Extra Soft SunMate FRG Topper**



PREMIERE

WEIGHT CAPACITY

500 lbs.

OVERALL WEIGHT

3½ lbs.

DIMENSIONS

**from 10in (25.40cm) x 10in (25.40cm)
to 22in (55.88cm) x 24in (60.96cm)**

SOF¹ available

PROFILE

3½ in (7.62cm)

MSRPS

\$325 – \$475

HCPCS

E2605 / E2606

Coccyx and Sacral Relief

Contoured to increase pelvic stability and contact area

Extra Soft SunMate® FRG

High density closed cell lateral foam inserts

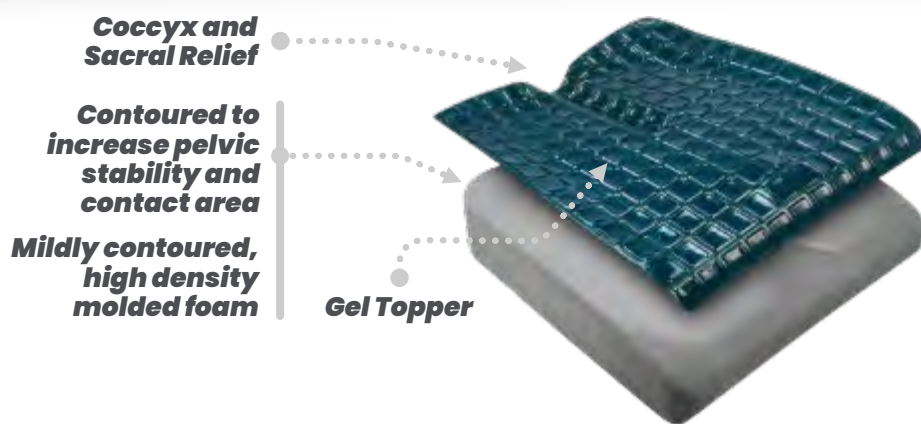
- Contoured base provides lower extremity support and increases overall surface contact area
- Additional high density foam inserts at the posterior lateral aspect of the cushion to promote offloading for increased pelvic positioning
- Posterior cutout provides relief at the coccyx and lower sacral region
- Top layer of Extra Soft SunMate FRG foam provides optimal protection through immersive properties and improves micro-climate
- Coolcore is the standard cushion cover material that has proven temperature and moisture control
- Fire resistance: ISO 8191-1, ISO 8191-2, CAL 117-2013
- Biological evaluation/cytotoxicity ISO 10993-5, 10993-10
- Sub-trochanter support to increase lateral stability
- Maintains alignment of the femurs medially and laterally

1. Special Order Form
2. CoolCore® is standard on all cushions except the Simplicity G.
3. Special order sizes available for all cushions except the Glacial SP. Contact sales for additional assistance
4. Allowances listed are estimations for cushions billed in conjunction with Group 3 power chair bases using the KU modifier and may vary by state

- ▶ **New SIM G base, fluid resistant overlay top and sides**
- ▶ **TPU Heat-Sealed**
- ▶ **Low Profile**
- ▶ **Lightweight Cooling Gel Topper**



GLACIAL



- Contoured base provides pelvic stability, lower extremity support, and increases overall surface contact area.
- Pelvic well provides a pre-ischial shelf to prevent posterior pelvic tilt. A silicone gel overlay provides additional skin protection and reduces shearing forces.
- Coolcore is the standard cushion cover material that has proven temperature and moisture control.
- Fire resistance: ISO 8191-1, ISO 8191-2, CAL 117-2013
- Biological evaluation/cytotoxicity ISO 10993-5, 10993-10
- Sub-trochanter support to increase lateral stability
- Maintains alignment of the femurs medially and laterally

WEIGHT CAPACITY

450 lbs.

OVERALL WEIGHT

3½ - 5 lbs.

DIMENSIONS

from 10in (25.40cm) x 10in (25.40cm)
to 22in (55.88cm) x 24in (60.96cm)

SOF¹ available

PROFILE

3½ in (8.89cm)

MSRPS

\$440 - \$595

HCPCS

E2603 | E2604

1. Special Order Form
2. CoolCore® is standard on all cushions except the Simplicity G.
3. Special order sizes available for all cushions except the Glacial SP. Contact sales for additional assistance
4. Allowances listed are estimations for cushions billed in conjunction with Group 3 power chair bases using the KU modifier and may vary by state

- ▶ **New SIM G base**
- ▶ **SunMate FRG Extra Extra Soft**
- ▶ **Blue Topper, Low Profile**
- ▶ **Lightweight**

SP



ZEN

WEIGHT CAPACITY

400 lbs.

OVERALL WEIGHT

3½ lbs.

DIMENSIONS

from 10in (25.40cm) x 10in (25.40cm)
to 24in (60.96cm) x 24in (60.96cm)

SOF¹ available

PROFILE

3in (7.62cm)

MSRPS

\$315 - \$425


HCPCS

E2603 | E2604

**Coccyx and
Sacral Relief**

**Contoured to
increase pelvic
stability and
contact area**

**Mildly contoured,
high density
molded foam**



- Contoured base provides pelvic stability, lower extremity support, and increases overall surface contact area
- Posterior cutout provides relief at the coccyx and lower sacral region.
- Top layer of Extra Extra Soft SunMate FRG foam provides optimal skin protection through immersive properties and improves micro-climate
- Coolcore is the standard cushion cover material that has proven temperature and moisture control
- Fire resistance: ISO 8191-1, ISO 8191-2, CAL 117-2013
- Biological evaluation /cytotoxicity ISO 10993-5, 10993-10
- Sub-trochanter support to increase lateral stability
- Maintains alignment of the femurs medially and laterally

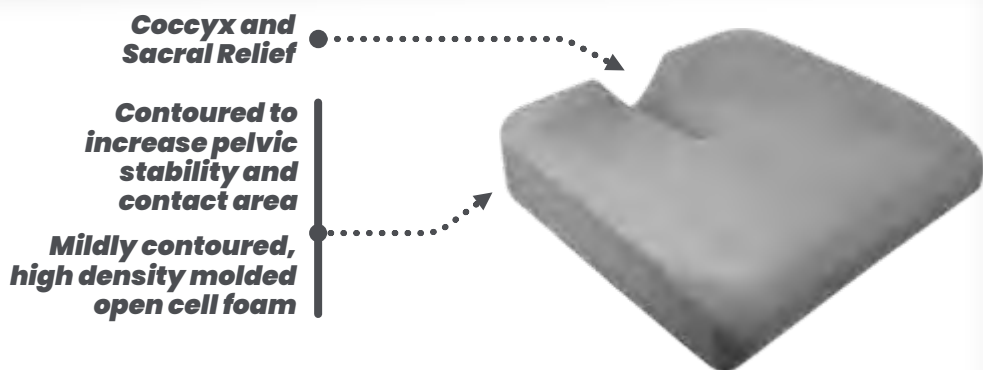
1. Special Order Form
2. CoolCore® is standard on all cushions except the Simplicity G.
3. Special order sizes available for all cushions except the Glacial SP. Contact sales for additional assistance
4. Allowances listed are estimations for cushions billed in conjunction with Group 3 power chair bases using the KU modifier and may vary by state



- ▶ **High Density Foam**
- ▶ **Stealth-Tek Cover Standard**
- ▶ **More Contour to Sacral / Coccyx Relief Well**



SIMPLICITY



- ▶ **Contoured base provides pelvic stability, lower extremity support, and increases overall surface contact area**
- ▶ **Posterior cutout provides relief at the coccyx and lower sacral region**
- ▶ **Easy to clean Stealth-Tek material comes standard as the cushion cover**

WEIGHT CAPACITY

400 lbs.

OVERALL WEIGHT

2 lbs.

DIMENSIONS

from 10in (25.40cm) x 10in (25.40cm)
to 24in (60.96cm) x 24in (60.96cm)

SOF¹ available

PROFILE

2 in (5.08cm)

MSRPS

\$110 - \$135

HCPCS

E2601 / E2602

1. Special Order Form
2. CoolCore® is standard on all cushions except the Simplicity G.
3. Special order sizes available for all cushions except the Glacial SP. Contact sales for additional assistance
4. Allowances listed are estimations for cushions billed in conjunction with Group 3 power chair bases using the KU modifier and may vary by state

COVERS & FOAM MODS

COVER OPTIONS



COOLCORE®

Coolcore is a research proven performance fabric technology that adapts to its environment and regulates temperature by managing heat and moisture. The proprietary construction helps manage and distribute moisture quickly throughout the fabric to enhance the evaporation and drying time.



STEALTH-TEK

Stealth-Tek is a cast coated fabric, which is nylon/polyester fabric coated with polyurethane through the cast coating method. These type of fabrics are waterproof with stretch capability and applications in medical and healthcare. Stealth-Tek is Fluid Proof PU Film laminated to 100% polyester knit T-jersey. It is used in a variety of applications. Waterproof, Breathable and Washable.



AIR MESH

Air Flow Mesh, better known as Air Mesh, is equipped with fine pores for superior air circulation, it can assist with positioning if the client has sliding issues with the current cushion cover material. This fabric is ideal for those in hot or humid environments.

FOAM OPTIONS

OPEN CELL



Medium

SUNMATE® FRG



Extra Extra Soft



Extra Soft



Soft



Medium Soft



Medium

Open Cell (OC3)

Open cell viscoelastic polyurethane foam is a soft foam. Open cell refers to the cell walls, or surfaces of the bubbles, which are broken so that air fills all of the spaces in the material.

SunMate® Fire Retardant Graphite (FRG) Cushions

FRG cushions provide the same high impact energy absorption and soft pressure properties as regular SunMate®, but with an added element of safety. SunMate® FRG contains a non-halogenated fire retardant that allows the cushion to pass more stringent fire tests. FRG also provides medical or government facilities, required to purchase equipment that meets strict fire codes, with a safe, high-quality cushion option.¹

The FRG is a patented all-natural fire retardant material (no additives) made of 33% to 36% plant-based ingredients.

ADDITIONAL OPTIONS

INCONTINENT LINER OPTIONS



POLYURETHANE LINER

► 4 Way Stretch

The Polyurethane Liner provides four (4) way stretch, waterproof barrier between the cushion cover and the cushion foam and comes with a waterproof zipper.



URETHANE LINER

► 2 Way Stretch

Basic two (2) way stretch, waterproof barrier. Comes with a waterproof zipper.

RIGIDITY BASES



ABS CONTOUR MOLD (ACM)

Takes up "hammocking" in the sling to provide a stable flat surface for the cushion. Comes in 3 widths and it is rated for up to 350lbs (158.76kg) weight capacity.



FLAT ABS

Provides a stable flat surface for the cushion. The base final dimensions will match cushion dimensions. It is rated for up to 350lbs (158.76kg) weight capacity.

