



Measuring Customization Information

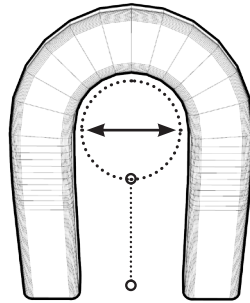
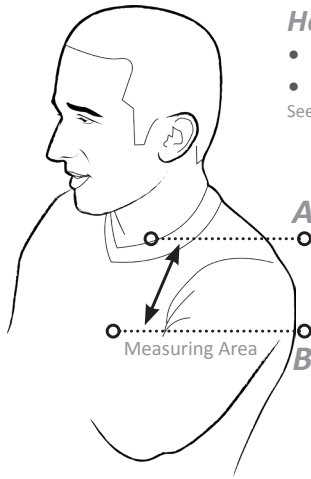
i2i drawing to be marked for Customization Needs.

- For example:
- If you need foam build-up or removal
 - If you want get padding on selected areas (other than shown standard)
 - If you need custom arm length

How to measure:

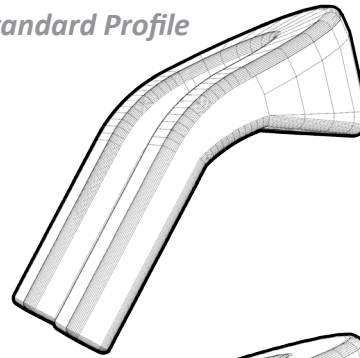
- Start at point A
- Measure to point B

See illustration in the left for reference.



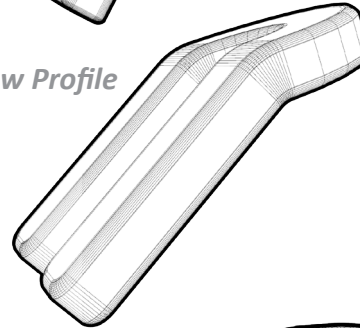
Maximum Neck Circumference

Standard Profile



- ▶ 280 ▶ 2.25"
- ▶ 380 ▶ 2.25"
- ▶ 480 ▶ 4"
- ▶ 580 ▶ 4.75"
- ▶ 680 ▶ 5.25"
- ▶ 780 ▶ 6"

Low Profile

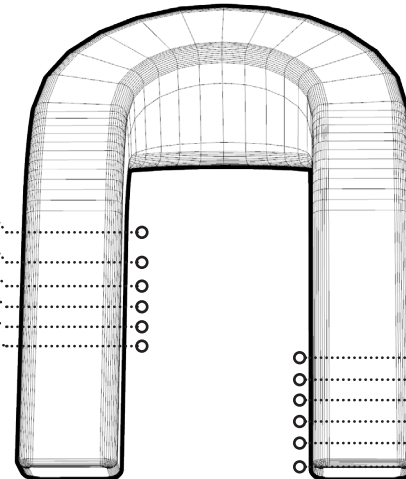


- ▶ 280 ▶ 2.25"
- ▶ 380 ▶ 2.25"
- ▶ 480 ▶ 2.25"
- ▶ 580 ▶ 2.25"
- ▶ 680 ▶ 2.25"
- ▶ 780 ▶ 2.25"



Mark Up Drawing

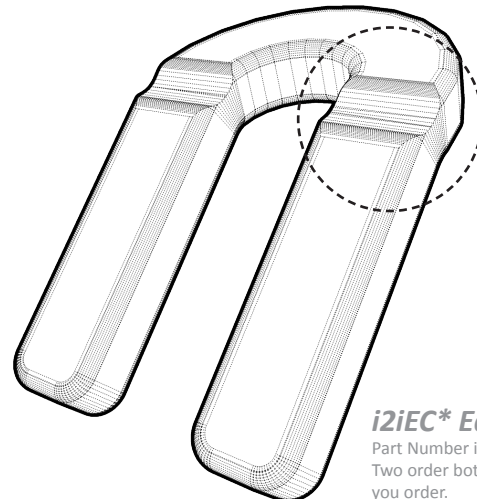
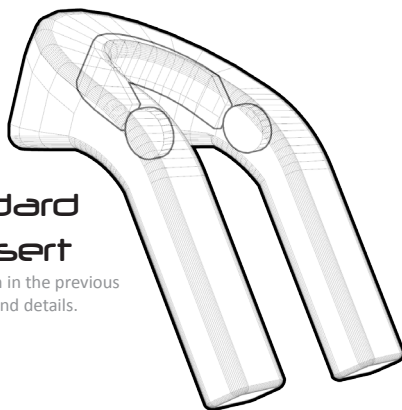
- 281
- 381
- 481
- 581
- 681
- 781



- 280
- 380
- 480
- 580
- 680
- 780

Standard Gel Insert

See order form in the previous page for cost and details.



i2iEC* Ear Cutout

Part Number is for one side only. Two order both side specify 2 in you order.

