

50  
YEARS

Thomashilfen

PIONEER  
SINCE 1969



40 – 176.4 lbs /  
18.1 – 80 kg

51.1 – 70.9" /  
130 – 180 cm

# Hercules Prime US

Special Needs & Adaptive booster seat  
that grows with your child for years

  
Thomashilfen

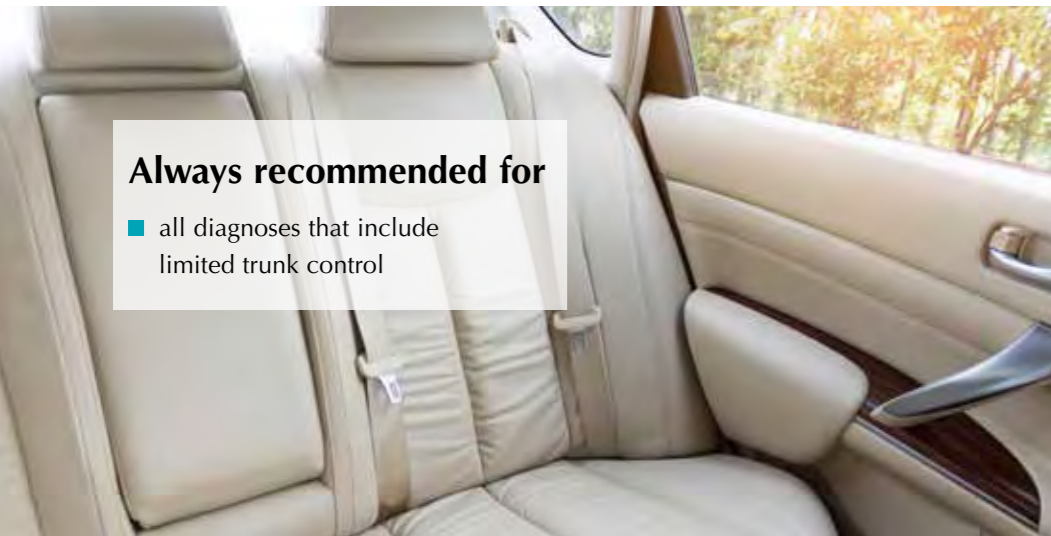
# THOMASHILFEN Hercules Prime US



“ A strong solution is needed for children, young people and adults with physical and neurological disabilities – so that they are always safe in the car.

Hercules Prime US has its great performance when adapted car seats have become too small or more support is needed when sitting in the car. As a positioning booster seat that grows with the user, it offers the familiar functions of an adapted car seat and can be very individually equipped with a large selection of accessories that grow with the user. When more support for the head and upper body is needed, a simple belt system in the car is not enough.

For a proper, safe sitting position on every journey. ”



### Always recommended for

- all diagnoses that include limited trunk control

With completely new  
**FUNCTIONS**



for body height  
130 – 180 cm  
51.1 – 70.9"



### BACKREST HEIGHT

With the infinitely variable height adjustment of the backrest by 13 cm / 5.1", it is possible to adapt to the user's growth at any time. The head is supported in an optimal position.

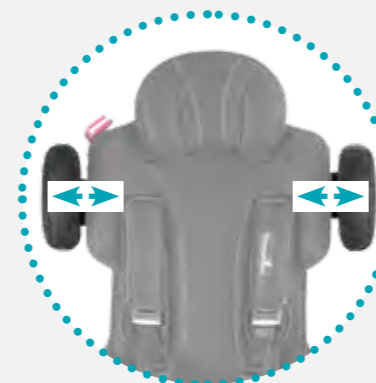

The large selection of accessories that grow with the user allows for a long service life.

Fig. incl. accessories



Thomashilfen has been providing children with special needs with rehab car seats for over 30 years. Today we also use our know-how to develop our own rehab car seats for children and adults. They incorporate all our many years of experience around the needs of users and their relatives.

*Gunnar Thomas*  
Gunnar Thomas, owner



### SHOULDER WIDTH

Slim and broad users with a shoulder width of 42 to 51 cm / 16.5 to 20.1" sit well supported at all times.

The shoulder guides (accessory) grow with the user and are infinitely variable and individually adjustable for each side - even asynchronously.

**BELT GUIDE**

for the 3-point safety belt of the vehicle can be used either on the right or left, the positioning seat can be fastened quickly and easily.



**UPHOLSTERY**

Thick upholstery for comfortable sitting without annoying sweating, the breathable cover can be completely removed and washed at 40° C.

**LATERAL TRUNK SUPPORTS**

support the upper body as an individually adjustable accessory. Further accessories that grow with the user are available to support and position the upper body.



**BELT BUCKLE**

Shoulder straps can be separately clicked into the quick-release fastener, which means easier buckling for the carers.



**5-POINT HARNESS**

Soft shoulder pads provide additional support and a good seating position during the ride – the correct strap length is quickly adjusted on the two buckles.

**CROTCH PAD**

reduces the pressure of the belt buckle on the sensitive abdominal area and conceals the belt buckle.

**SEAT CUSHION**

offers a wide seat surface (38 cm / 15") for large users and makes it easier to get in and out of the seat. Transfer for parents and care givers is also made easier and is easy on the back.

**SEAT DEPTH**

infinitely adjustable by 6 cm / 2.4", individual adaptation to the growth of the user.



**HEADREST CUSHION**

for more seating comfort and a comfortable, soft support of the head.



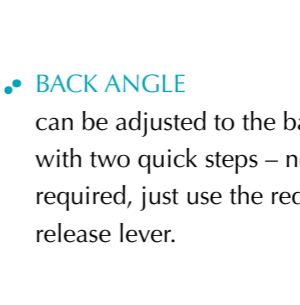
**SHOULDER WIDTH**

can be individually adjusted with the shoulder guides (accessory) – also asynchronously if required.



**BACK HEIGHT**

can be adjusted infinitely, so the seat adapts to the user and allows a long supply time.



**BACK ANGLE**

can be adjusted to the backrest with two quick steps – no tools required, just use the red quick release lever.



**SWIVEL AND TILTING FUNCTION**

Tilting function up to 10° provides more seating comfort for users with weak upper body control. Swivel function facilitates transfer for users and care givers. The rotation can be chosen to the left or to the right.

STANDARD – Functional bases always included



In order to be able to cope with the transfer of the increasingly heavy users with special needs, the swivel function is a real relief for the back of the care givers. The rotation can be changed from left to right.

**SWIVEL FUNCTION** facilitates the transfer, the positioning seat can be turned to the left or right



In cases of weak upper body and head control (hypotonic, "floppy"), the adjustable seat tilt is an important support to prevent "tipping forward". The appropriate angle can be adjusted as required.

**TILTING FUNCTION** allows seat tilting in several steps (0-10°) for a relaxed resting position while driving

ACCESSORIES – individual, comfortable & grow with user

► Stability for the rehab car seat



**LATCH / SEATFIX Connector** keeps the seat securely in place



**STABILIZING BOW** ensures that the seat is held in place when no LATCH / SEATFIX is available



**STAND** guarantees stable hold of the seat in the passenger footwell

Especially when using the swivel and tilting function, the special needs booster seat is exposed to additional strain in daily use.

Helpful accessories should be used to stabilize Hercules Prime booster seat in the car – for better handling and more safety for users and carers.

► Secure support for head & feet



**HEAD REST** for proper positioning of the head and more lateral support if needed



**SECOND BELT GUIDE (top)** as a convenient option for using the 3-point safety belt either on the right or left side



**FOOTREST (foldable)** improves posture and supports ability to push through feet

Hercules Prime US

► Good seating position



**LATERAL TRUNK SUPPORTS (firm)** provide firm lateral support for the thorax



**LATERAL TRUNK SUPPORTS (swing-away)** provide firm lateral support for the thorax and facilitate the transfer



**UPPER BODY GUIDE (firm)** provide firm lateral support over a large area and support the upper body



**UPPER BODY GUIDE (swing-away)** provide firm lateral support over a large area of the upper body and facilitate the transfer



**SHOULDER GUIDE** for width adjustable support of the shoulder area



**ABDUCTION BLOCK** improves leg guidance and prevents the legs from crossing over



**LEG GUIDES (left and right)** support a stable sitting position and also provide the necessary support for the thighs

► User & vehicle safely protected



**CHEST CLIP** prevents twisting of the straps and ensures that the straps stay in place



**CUSHION FOR FUNCTION BASE** ensures maximum contact surface between vehicle seat and Hercules Prime for more stability

A complete overview of accessories can be found on the order form on our website: [www.thomashilfen.us](http://www.thomashilfen.us)



**FMVSS 213 STANDARDS** Hercules Prime US **AND** all accessories exceed US FMVSS 213 standards

## LARGE BECOMES SMALL & HANDY



Hercules Prime adaptive booster seat can be quickly folded to a small, handy size in a few simple steps.

This not only facilitates installation in the vehicle. – The special needs booster seat can also be easily transported in small cars and can be stowed away to save space.



*ONLY 52 x 21 x 73 cm / 20.5 x 8.3 x 28.7"*

## IN EVERYDAY USE



Adjust the Hercules Prime when placed in the vehicle.

In maximum back height there should be a distance of at least 5 cm / 2" between the top of head and the roof of the vehicle to ensure that tall users can still sit comfortably.



**You Tube**

Watch the video:  
How Hercules Prime US is installed quickly and easily in your car

Dimensions & weights	Hercules Prime US
Seat depth	40 - 46 cm / 15.7 - 18.1"
Depth behind croth strap	24 - 38 cm / 9.5 - 15"
Seat width	40 cm / 15.7"
Seat to head	67 - 80 cm / 26.4 - 31.5"
Back width (seat)	45 cm / 17.7"
Shoulder height (belt guide)	42 - 64 cm / 16.5 - 25.2"
Shoulder width (with shoulder guide)	42 - 51 cm / 16.5 - 20.1"
Back angle (max.)	120°
Seat tilt-in-space (with tilting base 10°)	0° / 2,5° / 5° / 7,5° / 10°
Lower leg length (with foot rest)	17 - 43 cm / 6.7 - 16.9"
Height of lateral trunk supports (upper edge)	26 - 36 cm / 10.2 - 14.2"
Distance lateral trunk supports (max.)	35 cm / 13.8"
Max. overall dimensions (w x h x d)	52 x 88 x 43 cm / 20.5 x 34.6 x 16.9"
Min. folded dimensions (w x h x d)	52 x 21 x 73 cm / 20.5 x 8.3 x 28.7"
Weight of seat (basic model)	13.4 kg / 29.5 lbs
Body height user	130 - 180 cm / 51.1 - 70.9"
User weight	18.1 - 80 kg / 40 - 176.4 lbs

### Standard features:

Back with integrated height adjustment; seat with integrated seat depth adjustment; continuous back angle adjustment with quick release lever; swivel function; tilting function 10°; breathable upholstery: head cushion, back cushion, pelvic cushion, seat cushion, crotch pad; 5-point belt including shoulder pads; belt guide for 3-point vehicle belt (can be used on the right or left); mounting options for all accessories; removable covers, machine washable up to 40° C

**GMFCS**  
Level  
III-V