

SWIFTY

Technical Manual

Swifty – The rehabilitation buggy

- Models
- Accessories

SWIFTY, ...

... is an innovative, high-quality special needs stroller - with good looks. Developed from parents' recommendations, Swifty will meet the needs of a busy family.

Excellent handling and easy folding make quick trips a breeze. Cushy padding on top of a solid seat and back make long trips a joy.

Having the adjustability to personalize Swifty to each child's needs for therapy and well-being is essential; doing so without looking "medical" is just pure fun!

Swifty – Developed from parents' recommendations.

Contents

page

MODELS

Swifty rehabilitation buggy standard version	3
Swifty rehabilitation buggy with swivel lock front wheels	3
Swifty rehabilitation buggy with transit tie-down kit	4

ACCESSORIES

Foot straps	5
Basket	5
Tip assist	5
Pneumatic wheels	5
Transit tie-down system	6
Abduction block	6
Grip rail	6
Tray, transparent	6
2-point pelvic harness with front pull	7
Soft pelvic harness	7
Butterfly / chest harness	7
Butterfly / chest harness, flexible	7
Seat waistcoat	8
H-belt (<i>accessory for US version only</i>)	8
Lateral trunk supports, stiff	8
Lateral trunk supports, flexible with chest belt	8
Frame padding	9
Head pillow	9
Seat minimizer	9
Umbrella	10
Sleeping bag, padded (body contour), summer	10
Sleeping bag, woven fur (body contour), winter	10
Rain cape, grey	10
Sun and rain cover with leg blanket	11
Sun and rain cover without leg blanket	11
Rain shield for sun and rain cover	12
Rain cover, transparent	12



Swift stroller standard version

Item code	6806*
Seat depth	22 - 28.5 cm / 8.6 - 11.2"
Seat width	34 cm / 13.3"
Back height	62 cm / 24.4"
Lower leg length	16 - 33 cm / 6.3 - 13"
Hip angle	90° to 115°
Foot angle	90°
Seat tilt-in-space	+ 15°
Size of foot rest (w x l)	31 x 18 cm / 12.2 x 7.1"
Overall dimensions (w x h x l)	61 x 102 x 98 cm / 24 x 40.2 x 38.6"
Folded dimensions (w x h x l)	61 x 38 x 73 cm / 24 x 15 x 28.7"
Push bar height	97 cm / 38.2"
Wheel size swivel wheels (front)	7.5"
Wheel size (back)	10"
Carrying capacity	35 kg / 77.2 lb
Weight	12.4 kg / 27.3 lb
Material	upholstery: PES fabrics, 3-mesh-air-comfort-interlaced yarns (AGW) chassis: aluminium tubular frame, powder coated, EVA wheels

Features

lightweight and foldable chassis with integrated seat unit, h-belt (*US version: accessory*), fire retardant fabrics, breathable upholstery, hip-angle adjustable back rest, continuously adjustable seat depth, height adjustable and tiltable footrest, swivelling front wheels, foot brake, height adjustable push bar

US version only: 680621 + 680622



Swift stroller with swivel lock front wheels

Item code	6807
Seat depth	22 - 28.5 cm / 8.6 - 11.2"
Seat width	34 cm / 13.3"
Back height	62 cm / 24.4"
Lower leg length	16 - 33 cm / 6.3 - 13"
Hip angle	90° to 115°
Foot angle	90°
Seat tilt-in-space	+ 15°
Size of foot rest (w x l)	31 x 18 cm / 12.2 x 7.1"
Overall dimensions (w x h x l)	61 x 102 x 98 cm / 24 x 40.2 x 38.6"
Folded dimensions (w x h x l)	61 x 38 x 73 cm / 24 x 15 x 28.7"
Push bar height	97 cm / 38.2"
Wheel size swivel wheels (front)	7.5"
Wheel size (back)	10"
Carrying capacity	35 kg / 77.2 lb
Weight	12.4 kg / 27.3 lb
Material	upholstery: PES fabrics, 3-mesh-air-comfort-interlaced yarns (AGW) chassis: aluminium tubular frame, powder coated, EVA wheels

Features

lightweight and foldable chassis with integrated seat unit, h-belt, fire retardant fabrics, breathable upholstery, hip-angle adjustable back rest, continuously adjustable seat depth, height adjustable and tiltable footrest, swivelling front wheels, foot brake, height adjustable push bar, swivel front wheels incl. swivel lock

MODELS



Swiftly stroller with transit tie-down-kit

Item code	6806/31
Seat depth	22 - 28.5 cm / 8.6 - 11.2"
Seat width	34 cm / 13.3"
Back height	62 cm / 24.4"
Lower leg length	16 - 33 cm / 6.3 - 13"
Hip angle	90° to 115°
Foot angle	90°
Seat tilt-in-space	+ 15°
Size of foot rest (w x l)	31 x 18 cm / 12.2 x 7.1"
Overall dimensions (w x h x l)	61 x 102 x 98 cm / 24 x 40.2 x 38.6"
Folded dimensions (w x h x l)	61 x 38 x 73 cm / 24 x 15 x 28.7"
Push bar height	97 cm / 38.2"
Wheel size swivel wheels (front)	7.5"
Wheel size (back)	10"
Carrying capacity	35 kg / 77.2 lb
Weight	12.4 kg / 27.3 lb
Material	upholstery: PES fabrics, 3-mesh-air-comfort-interlaced yarns (AGW) chassis: aluminium tubular frame, powder coated, EVA wheels

Features

lightweight and foldable chassis with integrated seat unit, h-belt, fire retardant fabrics, breathable upholstery, hip-angle adjustable back rest, continuously adjustable seat depth, height adjustable and tiltable footrest, swivelling front wheels, foot brake, height adjustable push bar, transit tie-down system



Foot straps

Item code	6648
Belt length	86 cm / 33.9"



Basket

Item code	6813
Size (w x h x l)	28 x 23 x 35 cm 11 x 9.1 x 13.8"
Volume	13 l
Carrying capacity	3 kg / 6.61 lb



Tip-assist

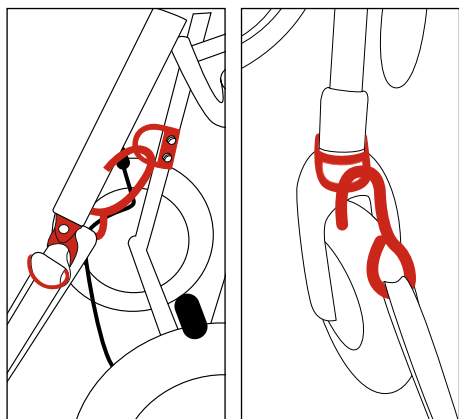
Item code	6829
Tread (w x l)	4 x 8 cm 1.6 x 3.1"



Pneumatic wheels


Item code (surcharge)	6646
Item code (upgrade kit)	6647
Wheel size swivel wheels (front)	7,5"
Wheel size (rear)	10"

ACCESSORIES



Transit tie-down system

Item code	6830
Norm	ISO 7176/19 and ANSI/RESNA WC/vol. 1 - Section 19 6/22/99 Draft
Hint	restraint system not included in delivery



Abduction block

Item code	6620
Size (w x h x l)	6 x 9 x 10 cm 2.4 x 3.5 x 3.9"



Grip rail

Item code	6833
Height to seating surface	14.5 / 14 / 16.5 cm 4.5 / 5.5 / 6.5"
Width (inner dimension)	34 cm / 13.4"



Tray, transparent

Item code	6822
Size (w x l)	56 x 33.2 cm 22 x 13.1"
Height to seat surface	15 - 22 cm 5.9 - 8.7"
Inner edge height	2.5 cm / 1"
Angle adjustment	approx. 27°
Depth adjustment range	16 cm / 6.3"
Cut-out (w x d)	41 x 14 cm / 16.1 x 5.5"
Material thickness	8 mm / 0.3"
Colour tray plate	transparent / uncoloured




2-point pelvic belt with front pull

Item code	8420
Size of pad (w x h)	15 x 5 cm 5.9 x 2"
Belt length	120 cm / 47.2"



Soft pelvic harness

Item code	6614
Width cover surface rear	21 cm / 8.3"

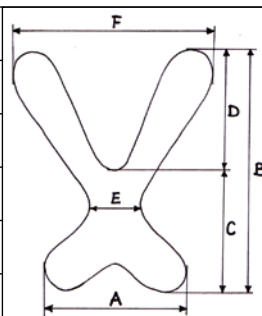


Butterfly / chest harness

Size S

Size M

Item code	6616	6617
A	18.5 cm / 7.3"	25 cm / 9.8"
B	31 cm / 12.2"	33.5 cm / 13.2"
C	15 cm / 5.9"	18.5 cm / 7.3"
D	16 cm / 6.3"	17 cm / 6.7"
E	11.5 cm / 4.5"	10.5 cm / 4.1"
F	17.7 cm / 7"	21.5 cm / 8.5"

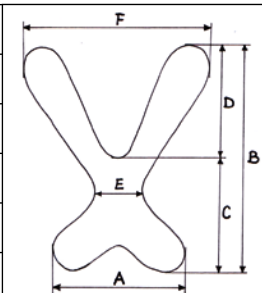


Butterfly / chest harness, flexible, neoprene

Size S

Size M

Item code	6385	6585
A	12 cm / 4.7"	18 cm / 7.1"
B	21 cm / 8.3"	31 cm / 12.2"
C	11.5 cm / 4.5"	13.5 cm / 5.3"
D	9.5 cm / 3.7"	17.5 cm / 6.9"
E	5 cm / 2"	10 cm / 3.9"
F	21 cm / 8.3"	25 cm / 9.8"



ACCESSORIES



Seat waistcoat

Size S

Size M

Item code

6631

6632


Size of pad (w x l)

29 x 29 cm

36 x 37 cm

11.4 x 11.4"

14.2 x 14.6"



H-belt *(accessory for US version only)*

Item code

6629



Lateral trunk supports

Item code

6634

Size (h x d)

13 x 13 cm

5.1 x 5.1"



Lateral trunk supports, flexible with chest belt

Item code

6633

Size (h x d)

10 x 22 cm

3.9 x 8.7"



Frame padding

Item code	6622
Outer dimensions (w x h)	(10 - 15) x 45 cm (3.9 - 5.9) x 17.7"



Head pillow

Item code	6824
Size (w x h x d)	26 x 13 x 7 cm 10.2 x 5.1 x 2.8"



Seat minimizer

Item code	6834
Head pillow height	42 - 48 cm 16.5 - 18.9"
Trunk support back height	27 cm / 10.6"
Seat cushion seat depth	16 cm / 6.3"
Seat cushion seat width	22 cm / 8.7"
Seat cushion height	12 cm / 4.7"
Footrest pad height	4,5 cm / 1.8"

ACCESSORIES



Umbrella

Item code	6594
Diameter Ø	65 cm / 25.6"
Height	75 cm / 29.5"



Sleeping bag, padded

Item code	6619
Leg blanket (w x l)	36 x (68 - 80) cm 14.2 x (26.8 - 31.5)"
Leg blanket (lower leg length)	31 cm / 12.2"

Sleeping bag, woven fur

Item code	6618
Leg blanket (w x l)	36 x (68 - 80) cm 14.2 x (26.8 - 31.5)"
Leg blanket (lower leg length)	31 cm / 12.2"



Rain cape, grey

Item code	6340
Length of blanket (without hood)	125 cm / 49.2"



Sun and rain cover with leg blanket

Item code	6637/6
Hood (w x h)	43 x 51 cm 16.9 x 20.1" (inner dimensions)
Hood pocket (w x h x d)	24 x 28 x 5 cm 9.4 x 11 x 2"
Mounting	brackets already pre-installed



Sun and rain cover without leg blanket

Item code	6637/61
Hood (w x h)	43 x 51 cm 16.9 x 20.1" (inner dimensions)
Hood pocket (w x h x d)	24 x 28 x 5 cm 9.4 x 11 x 2"
Mounting	brackets already pre-installed

ACCESSORIES



Rain shield for sun and rain cover*

Item code	6739
Size (w x h)	60 x 120 cm 23.6 x 47.2"
Opening (w x h)	33 x 34 cm 12.9 x 13.4"

* can be used only in combination with 6637/6 or 6637/61



Rain cover, transparent

Item code	6638
Hood (w x h)	43 x 51 cm 16.9 x 20.1" (inner dimensions)
Leg blanket (w x l)	43 x 100 cm 16.9 x 39.4"
Mounting	brackets already pre-installed