

zippie®

GO TOGETHER!
GROW TOGETHER!

The Zippie® Voyage™ early intervention device combines Baby Jogger™ stroller expertise, Zippie's incredibly **versatile seating** for growing babies, and one of the largest selections of **functional accessories** in the industry!



Voyage Video



INTUITIVE,
EASY-TO-USE
BABY JOGGER
CITY SELECT BASE
MAKES NO
COMPROMISES
WHEN IT COMES
TO WHAT'S
BEST FOR BABY



BABY JOGGER
CITY SELECT BASE

1. Canopy with Mesh Window

Keep baby shaded during the day, and open the mesh window to check in.

2. Telescoping Stroller Handle

One-handed steering that adjusts to caregiver heights.

3. Quick-Access Wheel Locks

When juggling other items, locking the wheels is as simple as flipping a lever on the stroller handle.

4. Slide-N-Lock™

Quickly and comfortably attach and remove the seat from the stroller in one simple motion.

5. Transit Approved

The Voyage has been transit tested and is compliant with ISO 7176-19 for use in a motor vehicle.

6. Puncture-Resistant Rear Wheels

Travel confidently knowing the Voyage is up for the trip.

7. Swivel Front Wheels with Suspension and Lock-Out

Keep baby secure and comfortable while gliding over and around obstacles. Lock-out the front wheels for smooth tracking during long-distance strolls.



Patented Quick-Fold

One step folding and you're on your way.



Carry-All Storage Basket

Store up to 15 lbs. of your essentials in the carry-all basket below the seat.



SEATING FOR BABIES ON THE GROW!

WHEN IT COMES TO SEATING, OUR NUMBER ONE PRIORITY IS POSITIONING YOUR CHILD FOR HEALTHY GROWTH AND DEVELOPMENT.



Voyage Moderate Seating (VMS)

Designed for children with mild to moderate positioning needs. Offers soft, adjustable components and polka dot upholstery with colored accents.



Voyage Advanced Seating (VAS)

Designed for children with moderate to advanced positioning needs. Offers an extensive selection of seat options and adjustable components, and black stretch upholstery with colored piping.



Reversible Seat

Face the seat toward you to interact with your child, or forward so your child can explore their surroundings.

Positioning Accessories

Whitmyer® head supports, lateral trunk supports, anterior trunk supports, medial supports, and hip supports create a seating system that is entirely unique to your child.

Positioning accessories can be moved and adjusted to maintain proper support for your child as they grow.

Seating Components




T Back



Adjustable Contour Seat



Standard Planar Seat w/hip blocks



Standard Planar Seat w/out hip blocks

Whitmyer® Head Supports



Plush



Contour Cradle



Adjust-a-Plush

Positioning Accessories



Foot Straps



Medial Support



Butterfly Harness

Positioning Belt



Rearward (Posterior) Tilt & Recline

Improves positioning to assist with feeding, digestion, respiratory function, and visual orientation.

Forward (Anterior) Tilt

Assists with positioning to encourage achievement of developmental milestones such as bringing hands to the mouth, reaching for objects, or engaging in activities.

Height & Angle Adjustable Footrest

Grows with your child and adjusts for various activities and positioning requirements throughout the day.



JCM Hi-Lo Base

Allows your little one to engage in activities at the table or on the floor, while experiencing all the benefits of their seating and positioning.

Lateral Trunk Support & Height/Angle-Adjustable Footrest



Voyage Moderate Seating Colors



Beige



Gray



Blue




Red


SO MANY
COLORS AND
ACCESSORIES
TO FIT YOUR
STYLE AND
LIFESTYLE!

FUNCTIONAL ACCESSORIES

The Zippie Voyage is available with options designed to make daily tasks a breeze.



JCM Hi-Lo Base
Height Adjustable



Folding Booster Base
Height Adjustable



Upper Extremity Support Tray
Angle/depth adjustable hardware included



Grab Bar



Utility Hook



Cup Holder

Voyage Advanced Seating Colors



Purple



Pink Sorbet



Green



Navy Blue



Orange



Turquoise



Black



Burgundy



Leopard



Butterflies



Red Race Flags

Each color is available in either Cross Over or Center Stripe style.



Cross Over



Center Stripe



Front Mount Utility Platform



Rear Accessory Platform



Battery, Vent or Utility Tray



LTV/Trilogy Ventilator Hardware
Dovetail vertical frame-mounted hardware



O2 Cylinder Holder



IV Support Pole



Technical Specifications

Frame Style:
Early Intervention Device

HCPCS Code: E1232, or
E1234 (without seating)

Chair Weight: 23 lbs
(base only)

Frame Material: Aluminum

User Weight Cap.: 75 lbs

Transit Approved: Yes

Options & Accessories

Frame Type:
Tilt, Tilt & Recline

Caster Wheels: 7"

Rear Wheels:
12" Pneumatic
with Airless Inserts

Moderate Seating (VMS):
One option

Advanced Seating (VAS):

Backrest Types
T-Back Cushion 1" thick
T-Back Cushion 2.5" thick

Seating Types
Standard Planar with
or without hip blocks
Contoured Wedge
Contoured Anti-Thrust
Adjustable Contour

Frame & Features

(dependent on
configuration)

Overall Width: 24"

Seat Widths:
Advanced: 6" to 13"
Moderate: 9.5" to 12"

Seat Depths:
Advanced: 5" to 13"
Moderate: 8" to 13"

Back Height:
Advanced: (Short) 7" to 13"
(Tall) 10" to 17"

Moderate: 16" to 24"
(includes head support)

Folded Height: 12"
Tilt Range: 35° (5 to -30°)