

Zippie® TS

The **Zippie TS** is the premier pediatric tilt-in-space chair, available in either a folding or rigid style frame. The Zippie TS has built-in frame growth with the widest variety of options and is able to accept many seating and positioning solutions.



Tilt-in-Space up to 45° on both rigid and folding frames. Eliminate exposed cables with the **Foot Release Tilt Actuator**.

Ability to grow the chair frame as the child's needs change. The Zippie TS has the ability to grow in both seat depth and seat width.

Optional Folding Frame uses a lightweight, welded frame construction, which allows the frame to compress into a small package and is ideal for transportability and storage in tight places.



ZIPPIE TS SPECIFICATIONS

	FOLDING	RIGID
HCPCS Code	E1234	E1233
Overall Weight*	29 lbs. w/o footrests	29 lbs. w/o footrests
Weight Capacity	165 lbs.	165 lbs.
Overall Product Width*	18.25" to 24.25"	18.25" to 24.25"
Transit Option	Yes	Yes
Seat Width	10" to 18"	10" to 18"
Seat Depth	13" to 20"	13" to 20"
Front Seat Height	15.5" to 20"	15.5" to 20"
Rear Seat Height	14" to 19"	14" to 19"
Hanger Options	Swing In/Out: 60°, 70°, 80°, 90° HD, ELR, ALR	Swing In/Out: 60°, 70°, 80°, 90° HD, ELR, ALR
Tilt Ranges	45°	45°
True Fit Growth System	TS: Yes TS SE: No	TS: Yes TS SE: No

* Actual measurements may vary according to the wheelchair's configuration and accessories



Armrest Options

T-Post Armrest



- Standard and tall posts
- Three height settings

Height-Adjustable Armrest




- Peds, Kids and Adult Sizes
- Desk and full length

Flip-Up Armrest




- Simple flip-back operation
- Multiple height positions

Locking, Flip-Back Armrest



- Locking flip-back operation
- Multiple height positions


Locking, Length-Adjustable, Flip-Up Armrest



- Desk, full or foam pads
- Locking Flip-back operation
- Multiple height and length adjustments


Footrest Hanger Options

Heavy-Duty, Front Mount, Lift-Off




- 90°, 80° & 70° angles
- 2" and 4" extensions

Swing In/Out, Front Mount



- 90°, 80° & 70° angles
- 2" and 4" extensions

Swing In/Out (extension tubes)



- 80°, 70° & 60° angles
- 3" extension tube lengths

Elevating Legrest



- Kids 90° front mount style
- Adult standard style



Footplate Options

Kids Angle-Adjustable Footplate



- Rigid aluminum plate
- Angle adjustable

Adult Angle-Adjustable Footplate




- Oversized slotted aluminum plate
- Angle adjustable

90° Footboard



- Removable and depth adjustable
- Angle adjustable

Aluminum Footplate



- Depth adjustable
- For use with elevating legrests

Flip-up Platform Footplate



- Angle-adjustable
- For use with std swing-aways

Composite Footplate



Backpost Options

Stroller Handles



21" 23" 25"
LOW MED HIGH

Swing-Away, Adjustable Stroller Handles



- Adjusts in height
- Folds in for storage

Removable Extension



- Comfortable hand positions
- Rigidizes back canes
- Mounts upward or downward

Folding, Adjustable Rigidizer



- Provides stability and also adjusts to accommodate seating systems

Height Adjustable, Angle Adjustable Push Handle



- 260° of rotation
- User friendly thumb button release