

R82 x:panda

USD Retail Price List/ Order Form



Account #: _____ Purchase Order No.: _____ Date: _____

Contact: _____ Mark For: _____

Bill To:	Ship To:
Address:	Address:
City/State/Zip:	
Phone:	City/State/Zip:
Email:	Phone:

US Configuration

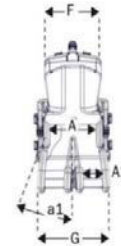
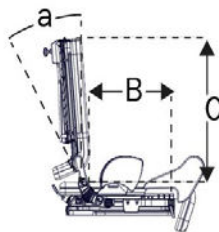
Effective: 12.11.18 - Rev 4

- x:panda
- Cushions
- Head support
- Side support/overarm support
- Armrest
- Wedges
- Vests and belts
- Tray
- Frame
- Push brace
- Foot support



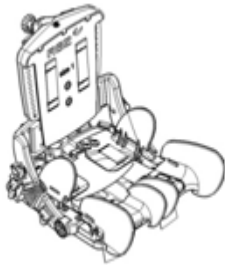
- A (Back Height) _____
- B (Arm Height) _____
- C (Lower Leg Length) _____
- D (Seat Depth) _____
- E (Chest Width) _____
- F (Seat Width) _____
- G (Height from Seat to Top of Head) _____
- H (Shoulder Width) _____
- Age _____
- Weight _____

Measurements



	Size 1 Inches	Size 2 Inches	Size 3 Inches	Size 4 Inches
Effective Seat Width (A)	6¼", 7¼", 9½"	7¼", 9½", 11"	10¼", 12¼", 14¼"	13½", 15¾", 18"
Armrest Width	6¼"-8¾"	7¾"-10¼"	10¼"-12½"	13½"-15¾"
	7¼"-10¼"	9½"-11¾"	12¼"-14½"	15¾"-18"
	9½"-11¾"	11"-13½"	14¼"-16½"	18"-20½"
Width, Thighs (A1)	2¾", 3½", 4¼"	4", 4¾", 5½"	4¾", 5¾", 6¾"	5", 7½", 9¾"
Effective Seat Depth (B)	6¼"-10¼"	7¼"-11¾"	10¼"-15¼"	15¼"-20¾"
Backrest Height (C)	10½"-14½"	12½"-16½"	13¾"-18½"	19¼"-28"
Back Width, Top (F)	9"	11"	13"	13¾" +2"
Overall Width, Max Abduction (G)	12¼", 13¾", 15¼"	15", 16½", 18"	18½", 20½", 22½"	23¼", 25½", 28"
Backrest Angle (a)	-5° - +30°	-5° - +30°	-5° - +30°	-5° - +30°
Abduction Angle, Each Leg (a1)	0° - 8°, 15°, 15°	0° - 15°, 15°, 15°	0° - 15°, 15°, 15°	0° - 15°, 15°, 15°
Total Mass	14.3 lbs.	18.7 lbs.	28.3 lbs.	28½ lbs.
Max Load	66.1 lbs.	66.1 lbs.	132.3 lbs.	176.4 lbs.
Max Load at Transportation	66.1 lbs.	66.1 lbs.	132.3 lbs.	165.3 lbs.
Approx. Min. User Height	25½"	33½"	39½"	55"
Approx. Max User Height	41¼"	48½"	56"	72½"

NOTES:



- Height, Depth and Angle Adjustable Back
- Angle Adjustable Adduction
- Width and Depth Adjustable Seat - Includes Blocks for size adjustments

Description	Size	Part No.	USD Price	HCPCS
-------------	------	----------	-----------	-------

NOTE → The x:panda comes in 4 sizes, each of which can be set at one of the 3 seat widths with the included sizing blocks. The seat depth easily adjusts and the seat upholstery is made to accommodate seat depth growth. The size 4 backrest width can be increased by 2" with a backrest extension kit.

<input type="checkbox"/> x:panda, size 1, Small ●●	1	8910111-02		
<input type="checkbox"/> x:panda, size 1, Small Back ●●	1	X8910111-01	\$600	E2291
<input type="checkbox"/> x:panda, size 1, Small Seat ●●	1	X8910111-02	\$615	E2292
●●Custom order; Approx. lead time: 6-8 weeks. Non-returnable item				
<input type="checkbox"/> x:panda, size 1, Medium	1	8910112-02		
<input type="checkbox"/> x:panda, size 1, Medium Back	1	X8910112-01	\$600	E2291
<input type="checkbox"/> x:panda, size 1, Medium Seat	1	X8910112-02	\$615	E2292
<input type="checkbox"/> x:panda, size 1, Large ●●	1	8910113-02		
<input type="checkbox"/> x:panda, size 1, Large Back ●●	1	X8910113-01	\$600	E2291
<input type="checkbox"/> x:panda, size 1, Large Seat ●●	1	X8910113-02	\$615	E2292
●●Custom order; Approx. lead time: 6-8 weeks. Non-returnable item				
<input type="checkbox"/> x:panda, size 2, Small	2	8910121-02		
<input type="checkbox"/> x:panda, size 2, Small Back	2	X8910121-01	\$600	E2291
<input type="checkbox"/> x:panda, size 2, Small Seat	2	X8910121-02	\$615	E2292
<input type="checkbox"/> x:panda, size 2, Medium	2	8910122-02		
<input type="checkbox"/> x:panda, size 2, Medium Back	2	X8910122-01	\$600	E2291
<input type="checkbox"/> x:panda, size 2, Medium Seat	2	X8910122-02	\$615	E2292
<input type="checkbox"/> x:panda, size 2, Large ●●	2	8910123-02		
<input type="checkbox"/> x:panda, size 2, Large Back ●●	2	X8910123-01	\$600	E2291
<input type="checkbox"/> x:panda, size 2, Large Seat ●●	2	X8910123-02	\$615	E2292
●●Custom order; Approx. lead time: 6-8 weeks. Non-returnable item				
<input type="checkbox"/> x:panda, size 3, Small	3	8910131-02		
<input type="checkbox"/> x:panda, size 3, Small Back	3	X8910131-01	\$600	E2291
<input type="checkbox"/> x:panda, size 3, Small Seat	3	X8910131-02	\$615	E2292
<input type="checkbox"/> x:panda, size 3, Medium	3	8910132-02		
<input type="checkbox"/> x:panda, size 3, Medium Back	3	X8910132-01	\$600	E2291
<input type="checkbox"/> x:panda, size 3, Medium Seat	3	X8910132-02	\$615	E2292
<input type="checkbox"/> x:panda, size 3, Large	3	8910133-02		
<input type="checkbox"/> x:panda, size 3, Large Back	3	X8910133-01	\$600	E2291
<input type="checkbox"/> x:panda, size 3, Large Seat	3	X8910133-02	\$615	E2292
<input type="checkbox"/> x:panda, size 4, Small	4	8910141-02		
<input type="checkbox"/> x:panda, size 4, Small Back	4	X8910141-01	\$600	E2291
<input type="checkbox"/> x:panda, size 4, Small Seat	4	X8910141-02	\$615	E2292
<input type="checkbox"/> x:panda, size 4, Medium	4	8910142-02		
<input type="checkbox"/> x:panda, size 4, Medium Back	4	X8910142-01	\$600	E2291
<input type="checkbox"/> x:panda, size 4, Medium Seat	4	X8910142-02	\$615	E2292
<input type="checkbox"/> x:panda, size 4, Large ●●	4	8910143-02		
<input type="checkbox"/> x:panda, size 4, Large Back ●●	4	X8910143-01	\$600	E2291
<input type="checkbox"/> x:panda, size 4, Large Seat ●●	4	X8910143-02	\$615	E2292
●●Custom order; Approx. lead time: 6-8 weeks. Non-returnable item				

Accessories	Description	Measurements	Size	Part No.	USD Price	HCPCS
-------------	-------------	--------------	------	----------	-----------	-------

Requirement - A Dynamic or Non-Dynamic Gas Spring must be selected

Dynamic Back with Recline Options



<input type="checkbox"/> Dynamic Back, 50 Newton Gas Spring ••	1, 2	8911050	\$650	K0108
<input type="checkbox"/> Dynamic Back, 100 Newton Gas Spring (Std on sz 1,2)	1, 2	X8911100	\$650	K0108
<input type="checkbox"/> Dynamic Back, 150 Newton Gas Spring ••	1, 2	8911125	\$650	K0108
<input type="checkbox"/> Dynamic Back, 150 Newton Gas Spring (Std on sz 3)	3	X8911150	\$650	K0108
<input type="checkbox"/> Dynamic Back, 250 Newton Gas Spring	3	8911250	\$650	K0108
<input type="checkbox"/> Dynamic Back, 300 Newton Gas Spring ••	3	8911300	\$650	K0108
<input type="checkbox"/> Dynamic Back, 350 Newton Gas Spring (Std on sz 4)	4	X8911350-4	\$650	K0108

••Custom order; Approx. lead time: 6-8 weeks. Non-returnable item

<input type="checkbox"/> Recline, '-5° to 30° ♦	One Size	X66-8911	\$400	E1014
---	----------	----------	-------	-------

♦Required with Dynamic Back

Non-Dynamic Back with Recline Options

<input type="checkbox"/> Recline Only, Non-Dynamic Gas Spring	1, 2	8911001	\$400	E1014
<input type="checkbox"/> Recline Only, Non-Dynamic Gas Spring	3	8911002	\$400	E1014

<input type="checkbox"/> Fixed Rod; Non-Reclining ••	4	8911504	\$0	
--	---	---------	-----	--

Description	Measurements	Size	Part No.	USD Price	HCPCS
-------------	--------------	------	----------	-----------	-------

Please Select a Color

XX = Color

<input type="checkbox"/> Black = 60	<input type="checkbox"/> Pink = 64 (n/a on sz 4)
<input type="checkbox"/> Blue = 66	<input type="checkbox"/> Red = 65

*Color Lime Green available as a custom order; Approx. lead time: 6-8 weeks. Non-returnable item

Requirement - A cushion must be selected.

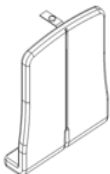


<input type="checkbox"/> Back Cushion, size 1, Small	6¼" Width	1	8912211-xx	\$0
<input type="checkbox"/> Back Cushion, size 1, Medium	7¼" Width	1	8912212-xx	\$0
<input type="checkbox"/> Back Cushion, size 1, Large	9¼" Width	1	8912213-xx	\$0
<input type="checkbox"/> Back Cushion, size 2, Small	7¼" Width	2	8912221-xx	\$0
<input type="checkbox"/> Back Cushion, size 2, Medium	9¼" Width	2	8912222-xx	\$0
<input type="checkbox"/> Back Cushion, size 2, Large	11" Width	2	8912223-xx	\$0
<input type="checkbox"/> Back Cushion, size 3, Small	10¼" Width	3	8912231-xx	\$0
<input type="checkbox"/> Back Cushion, size 3, Medium	12" Width	3	8912232-xx	\$0
<input type="checkbox"/> Back Cushion, size 3, Large	14" Width	3	8912233-xx	\$0
<input type="checkbox"/> Back Cushion, size 4, Small	14¼" Width	4	8912241-xx	\$0
<input type="checkbox"/> Back Cushion, size 4, Medium	16" Width	4	8912242-xx	\$0
<input type="checkbox"/> Back Cushion, size 4, Large	18" Width	4	8912243-xx	\$0



<input type="checkbox"/> Backrest Height Extension Kit *		4	8910409-45	\$225
--	--	---	------------	-------





* This kit adds 2" in backrest height. Only available on sz 4.



<input type="checkbox"/> Extended Back Cushion, sz 4, SM* · 16¼" Width		4	8910344-xx	\$0
<input type="checkbox"/> Extended Back Cushion, sz 4, MD* · 18" Width		4	8910345-xx	\$0
<input type="checkbox"/> Extended Back Cushion, sz 4, LG* · 20" Width		4	8910346-xx	\$0

* To be used with Backrest Extension Kit

••Custom order; Approx. lead time: 6-8 weeks.

Accessories	Description	Measurements	Size	Part No.	USD Price	HCPCS
	<input type="checkbox"/> Backrest Extension, Small ●●	9" x 3.9" x 2"	One Size	8910655-160	\$215	K0108
	<input type="checkbox"/> Backrest Extension, Medium ●●	11" x 3.9" x 2"	One Size	8910655-260	\$215	K0108
	<input type="checkbox"/> Backrest Extension, Large ●●	13" x 3.9" x 2"	One Size	8910655-360	\$215	K0108
●●Custom order; Approx. lead time: 6-8 weeks. Non-returnable item						
	<input type="checkbox"/> Lumbar Support		1,2,3	8910407	\$56	
	<input type="checkbox"/> Insert for Backrest, Foam *	8¼" x 4"	1	8910406-1	\$36	
	<input type="checkbox"/> Insert for Backrest, Foam *	9¾" x 4"	2	8910406-2	\$36	
	<input type="checkbox"/> Insert for Backrest, Foam *	11¾" x 5¾"	3	8910406-3	\$36	
*Used to fill in a gap when the backrest height is set in an uppermost position						
	<input type="checkbox"/> Insert for Backrest, Plywood *	3½" x 13½"	4	8910406-4	\$92	
*Used to fill in a gap when the backrest height is set in an uppermost position						

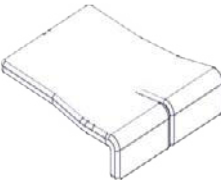
Description	Measurements	Size	Part No.	USD Price	HCPCS
-------------	--------------	------	----------	-----------	-------

Please Select a Color

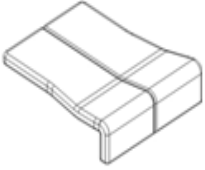
XX = Color

- Black = 60 Pink = 64 (n/a on sz 4)
 Blue = 66 Red = 65

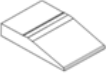
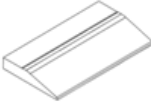
***Color Lime Green available as a custom order; Approx. lead time: 6-8 weeks. Non-returnable item**


→Split Seat Upholstery is designed for use with Medial Thigh Supports. Seat cushion easily accommodates seat depth growth.

<input type="checkbox"/> Split Seat Cushion, sz 1, Small	6¼" Width	1	8911211-xx	\$0		
<input type="checkbox"/> Split Seat Cushion, sz 1, Medium	7¼" Width	1	8911212-xx	\$0		
<input type="checkbox"/> Split Seat Cushion, sz 1, Large	9¼" Width	1	8911213-xx	\$0		
<input type="checkbox"/> Split Seat Cushion, sz 2, Small	7¼" Width	2	8911212-xx	\$0		
<input type="checkbox"/> Split Seat Cushion, sz 2, Medium	9¼" Width	2	8911222-xx	\$0		
<input type="checkbox"/> Split Seat Cushion, sz 2, Large ●●	11" Width	2	8911223-xx	\$0		
<input type="checkbox"/> Split Seat Cushion, sz 3, Small	10¼" Width	3	8911231-xx	\$0		
<input type="checkbox"/> Split Seat Cushion, sz 3, Medium	12" Width	3	8911232-xx	\$0		
<input type="checkbox"/> Split Seat Cushion, sz 3, Large	14" Width	3	8911233-xx	\$0		
<input type="checkbox"/> Split Seat Cushion, sz 4, Small	14¼" Width	4	8911241-xx	\$0		
<input type="checkbox"/> Split Seat Cushion, sz 4, Medium	16" Width	4	8911242-xx	\$0		
<input type="checkbox"/> Split Seat Cushion, sz 4, Large ●●	18" Width	4	8911243-xx	\$0		
●●Custom order; Approx. lead time: 6-8 weeks.						


→Seat Upholstery is designed for use without Medial Thigh Supports. Seat cushion easily accommodates seat depth growth.
→Only available in **black**

<input type="checkbox"/> Seat Cushion, sz 1, Small ●●	6¼" Width	1	8910251-60	\$0	
<input type="checkbox"/> Seat Cushion, sz 1, Medium	7¼" Width	1	8910252-60	\$0	
<input type="checkbox"/> Seat Cushion, sz 1, Large ●●	9¼" Width	1	8910253-60	\$0	
<input type="checkbox"/> Seat Cushion, sz 2, Small ●●	7¼" Width	2	8910261-60	\$0	
<input type="checkbox"/> Seat Cushion, sz 2, Medium	9¼" Width	2	8910262-60	\$0	
<input type="checkbox"/> Seat Cushion, sz 2, Large ●●	11" Width	2	8910263-60	\$0	
<input type="checkbox"/> Seat Cushion, sz 3, Small ●●	10¼" Width	3	8910271-60	\$0	
<input type="checkbox"/> Seat Cushion, sz 3, Medium	12" Width	3	8910272-60	\$0	
<input type="checkbox"/> Seat Cushion, sz 3, Large	14" Width	3	8910273-60	\$0	

Accessories	Description	Measurements	Size	Part No.	USD Price	HCPCS
	<input type="checkbox"/> Anti-Thrust Wedges (Pr.)	2½" x 6¼" x 1"	1	8910400-1	\$46	K0108
	<input type="checkbox"/> Anti-Thrust Wedges (Pr.)	3" x 6¼" x 1"	1,2	8910400-2	\$46	K0108
	<input type="checkbox"/> Anti-Thrust Wedges (Pr.)	4" x 6¼" x 1"	1,2,3	8910400-3	\$46	K0108
	<input type="checkbox"/> Anti-Thrust Wedges (Pr.)	4½" x 9½" x 1½"	2,3	8910400-4	\$46	K0108
	<input type="checkbox"/> Anti-Thrust Wedges (Pr.)	5¾" x 9½" x 1½"	3	8910400-5	\$46	K0108
	<input type="checkbox"/> Anti-Thrust Wedges, SM (Pr.)	5" x 11¾" x 2"	4	8910400-11	\$46	K0108
	<input type="checkbox"/> Anti-Thrust Wedges, MD (Pr.)	6" x 11¾" x 2"	4	8910400-12	\$46	K0108
	<input type="checkbox"/> Anti-Thrust Wedges, LG (Pr.)	7½" x 11¾" x 2"	4	8910400-13	\$46	K0108

Description	Measurements	Size	Part No.	USD Price	HCPCS
<input type="checkbox"/> Abduction Supports w/ Cover		1,2	8970402-10		
<input type="checkbox"/> Abduction Supports w/ Cover, Left		1,2	X8910402-1L	\$100	E0956
<input type="checkbox"/> Abduction Supports w/ Cover, Right		1,2	X8910402-1R	\$100	E0956
<input type="checkbox"/> Abduction Supports w/ Cover		3	8910402-20		
<input type="checkbox"/> Abduction Supports w/ Cover, Left		3	X8910402-2L	\$100	E0956
<input type="checkbox"/> Abduction Supports w/ Cover, Right		3	X8910402-2R	\$100	E0956
<input type="checkbox"/> Abduction Supports w/ Cover		4	8910402-40		
<input type="checkbox"/> Abduction Supports w/ Cover, Left		4	X8910402-4L	\$100	E0956
<input type="checkbox"/> Abduction Supports w/ Cover, Right		4	X8910402-4R	\$100	E0956

HCPCS - E0957 for Medical Thigh Support and E1028 for Removable Hardware

<input type="checkbox"/> Medial Thigh System ●●	3½" x 3½" x 3½"	One Size	8910408-1	\$340	
<input type="checkbox"/> Medial Thigh System	4¾" x 3½" x 3½"	One Size	8910408-2	\$340	
<input type="checkbox"/> Medial Thigh System	6" x 3½" x 3½"	One Size	8910408-3	\$340	
<input type="checkbox"/> Medial Thigh System ●●	7" x 3½" x 3½"	One Size	8910408-4	\$340	

●●Custom order; Approx. lead time: 6-8 weeks.

Allows for finely adjusting seat width

<input type="checkbox"/> Hip Supports, Right (Ea.)		1,2	X8910404-1R	\$100	E0956
<input type="checkbox"/> Hip Supports, Left (Ea.)		1,2	X8910404-1L	\$100	E0956
<input type="checkbox"/> Hip Supports, Right (Ea.)		3	X8910404-2R	\$100	E0956
<input type="checkbox"/> Hip Supports, Left (Ea.)		3	X8910404-2L	\$100	E0956
<input type="checkbox"/> Hip Supports, Right (Ea.)		4	X8910404-3R	\$100	E0956
<input type="checkbox"/> Hip Supports, Left (Ea.)		4	X8910404-3L	\$100	E0956

<input type="checkbox"/> Hip Support w/ PU Pad **, ●●	7½" x 3.3" x 1.4"	4	8910404-44	\$545	E0956
**Dual Rod Armrest (8910618) required					
<input type="checkbox"/> Hip Support w/ PU Pad **, ●●	3¼" x 7½"	4	8910404-45	\$545	E0956
**Single Rod Armrest (8910619) required					

●●Custom order; Approx. lead time: 6-8 weeks.

The following armrest are height, depth and angle adjustable

<input type="checkbox"/> Armrest w/ Cover (Pr.)	3" x 9" x 9"	1	8910615-2	\$290	E0973
<input type="checkbox"/> Armrest w/ Cover (Pr.)	3" x 10" x 11"	2	8910616-2	\$290	E0973
<input type="checkbox"/> Armrest w/ Cover (Pr.)	3" x 11¼" x 12¾"	3	8910617-2	\$290	E0973
<input type="checkbox"/> Armrest, Dual Post (Pr.)	3" x 14½" x 11¼"	4	8910618	\$290	E0973
<input type="checkbox"/> Armrest, Single Post (Pr.)	3" x 14½" x 11¼"	4	8910619	\$290	E0973

Armrest distance from seat to top of the armrest

Size 1	Size 2	Size 3	Size 4		
2½ to 5¼"	3½ to 6¼"	5¾" to 9½"	7½" to 12½"		
<input type="checkbox"/> Arm Pads, Mounts on Top of Tray ♦		1,2,3	8910730	\$290	
♦ n/a on size 4 tray					
<input type="checkbox"/> Armrest Holder Kit		One Size	8910613	\$39	
<input type="checkbox"/> Daily Adjustment Kit		One Size	8910615-11	\$28	

Accessories	Description	Measurements	Size	Part No.	USD Price	HCPCS
-------------	-------------	--------------	------	----------	-----------	-------



The following laterals are height and width adjustable

<input type="checkbox"/>	Fixed Side Supports w/ Cover, Type 1		One Size	8910301-1		
<input type="checkbox"/>	Fixed Lateral, Type 1, Right	4¼" x 2¾"	One Size	x8910301-1L	\$100	E0956
<input type="checkbox"/>	Fixed Lateral, Type 1, Left	4¼" x 2¾"	One Size	x8910301-1R	\$100	E0956



<input type="checkbox"/>	Fixed Side Supports w/ Cover, Type 2		One Size	8910301-2		
<input type="checkbox"/>	Fixed Lateral, Type 2, Right	4" x 4"	One Size	x8910301-2L	\$100	E0956
<input type="checkbox"/>	Fixed Lateral, Type 2, Left	4" x 4"	One Size	x8910301-2R	\$100	E0956



<input type="checkbox"/>	Fixed Side Supports w/ Cover, Type 3		One Size	8910301-3		
<input type="checkbox"/>	Fixed Lateral, Type 3, Right	4½" x 5½"	One Size	x8910301-3L	\$100	E0956
<input type="checkbox"/>	Fixed Lateral, Type 3, Left	4½" x 5½"	One Size	x8910301-3R	\$100	E0956



<input type="checkbox"/>	Fixed Side Supports w/ Cover, Type 4		One Size	8910301-4		
<input type="checkbox"/>	Fixed Lateral, Type 4, Right	6" x 3½"	One Size	x8910301-4L	\$100	E0956
<input type="checkbox"/>	Fixed Lateral, Type 4, Left	6" x 3½"	One Size	x8910301-4R	\$100	E0956

••Custom order; Approx. lead time: 6-8 weeks.



<input type="checkbox"/>	Fixed Side Supports w/ Cover, Type 5 ••		One Size	8910301-5		
<input type="checkbox"/>	Fixed Lateral, Type 5, Right	6¼" x 5¾"	One Size	x8910301-5L	\$100	E0956
<input type="checkbox"/>	Fixed Lateral, Type 5, Left	6¼" x 5¾"	One Size	x8910301-5R	\$100	E0956

••Custom order; Approx. lead time: 6-8 weeks.

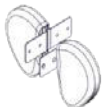


<input type="checkbox"/>	Fixed Side Supports w/ Cover, Type 6		One Size	8910301-6		
<input type="checkbox"/>	Fixed Lateral, Type 6, Right	4½" x 5½"	One Size	x8910301-6L	\$100	E0956
<input type="checkbox"/>	Fixed Lateral, Type 6, Left	4½" x 5½"	One Size	x8910301-6R	\$100	E0956

Width Between Laterals

Pad Type 1-4		Min.	Max	Pad Type 5-6		Min.	Max
Back Size	1	6"	10½"	Back Size	1	4"	8½"
	2	8"	12½"		2	6"	10½"
	3	10"	14½"		3	8"	12½"
Extended	4	12"	16½"	Extended	4	10"	14½"

Description	Measurements	Size	Part No.	USD Price	HCPCS
-------------	--------------	------	----------	-----------	-------



<input type="checkbox"/>	Fixed Upper Arm Sup. w/Cover**	5" x 4"	Type 1	8910407-11	\$77	K0108
<input type="checkbox"/>	Fixed Upper Arm Sup. w/Cover**	7½" x 4¾"	Type 2	8910407-22	\$92	K0108

**Fixed lateral supports required for use



<input type="checkbox"/>	Snap Locks for Side Supports, Fits Type 1-4, 6 ••		1,2,3,4,6	8910702-30	\$97	
<input type="checkbox"/>	Snap Locks for Side Supports, Fits Type 5 ••		5	8910702-40	\$97	

••Custom order; Approx. lead time: 6-8 weeks.




<input type="checkbox"/>	Swing-Away Lateral Support Bracket, Right (Ea.)		One Size	83900-R	\$225	E1028
<input type="checkbox"/>	Swing-Away Lateral Support Bracket, Left (Ea.)		One Size	83900-L	\$225	E1028



<input type="checkbox"/>	Bar, Straight (Ea.)	4¾"	One Size	81932	\$0	
<input type="checkbox"/>	Bar, Straight, Stainless (Ea.)	3¾"	One Size	82569	\$0	



<input type="checkbox"/>	Bar, Offset, 1" (Ea.)	4¾"	One Size	81968	\$0	
<input type="checkbox"/>	Bar, Offset, 1¾" (Ea.)	4¾"	One Size	82000	\$0	
<input type="checkbox"/>	Bar, Offset, 2½" (Ea.)	4¾"	One Size	81969	\$0	

Accessories	Description	Measurements	Size	Part No.	USD Price	HCPCS
	<input type="checkbox"/> Curved Cushion (Ea.)	3½" x 7½"	One Size	6175406	\$105	E0956
	<input type="checkbox"/> Curved Cushion (Ea.)	2½" x 6¾"	One Size	6175405	\$105	E0956
	<input type="checkbox"/> Curved Cushion (Ea.)	2½" x 6"	One Size	6175404	\$105	E0956
	<input type="checkbox"/> Standard Cushion (Ea.)	6" x 4¾"	One Size	6175403	\$105	E0956
	<input type="checkbox"/> Standard Cushion (Ea.)	4" x 4"	One Size	6175402	\$105	E0956
	<input type="checkbox"/> Standard Cushion (Ea.)	2¾" x 4½"	One Size	6175401	\$105	E0956

Width Between Laterals with Straight Bar

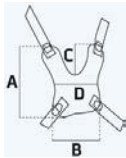
Back Size	Minimum	Maximum
1	8¾"	13"
2	10¾"	15"
3	12¾"	17"
4 (Extended)	14¾" (16¾")	19" (21")

<input type="checkbox"/> Protective Cushion for Laterals, Black (Ea.)		One Size	89150	\$92
<input type="checkbox"/> Belt for Lateral Pads ●●	10"	One Size	84120-25	\$46
<input type="checkbox"/> Belt for Lateral Pads ●●	16"	One Size	84120-40	\$46

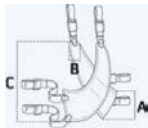
●●Custom order; Approx. lead time: 6-8 weeks.

Description	Measurements	Size	Part No.	USD Price	HCPCS
-------------	--------------	------	----------	-----------	-------

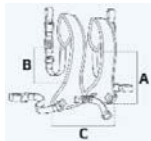
■ XX = 60 (Black)



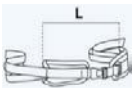
<input type="checkbox"/> Neoprene Vest (Ea.)	A:7 x B:5½ x C:4 x D:4½"	1	89113-1	\$200	E0960
<input type="checkbox"/> Neoprene Vest (Ea.)	A:10½ x B:11 x C:6½ x D:5¾"	2	89113-2	\$200	E0960
<input type="checkbox"/> Neoprene Vest (Ea.)	A:11¼ x B:9 x C:7 x D:6½"	3	89113-3	\$200	E0960



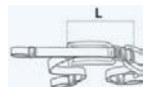
<input type="checkbox"/> Cross Vest (Ea.)	A: 5 x B:½ x C:12"	1	89625-1XX	\$190	E0960
<input type="checkbox"/> Cross Vest (Ea.)	A: 5½ x B:½ x C:13"	2	89625-2XX	\$190	E0960
<input type="checkbox"/> Cross Vest (Ea.)	A: 6¼ x B:2½ x C:15¼"	3	89625-3XX	\$190	E0960



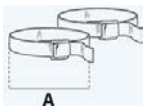
<input type="checkbox"/> Chest Belt, Upholstered (Ea.)	A:11¼xB:7½xC:9¼-12"	1	85428-1	\$270	E0960
<input type="checkbox"/> Chest Belt, Upholstered (Ea.)	A:14xB:10xC:10-12¾"	2	85428-2	\$270	E0960
<input type="checkbox"/> Chest Belt, Upholstered (Ea.)	A:16½xB:12½xC:10-13"	3	85428-3	\$270	E0960



<input type="checkbox"/> 4-Point Padded Hip Belt	L:10¼-11½"	1	85427-1	\$135	E0978
<input type="checkbox"/> 4-Point Padded Hip Belt	L: 12½-13½"	2	85427-2	\$135	E0978



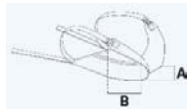
<input type="checkbox"/> 2-Point Pelvic Belt, Black	L: 13-14½"	1	85424-1	\$97	E0978
---	------------	---	---------	------	-------



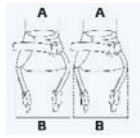
<input type="checkbox"/> Foot Straps, Plastic Lock (Pr.)	Max: 22", A: 13½-20½"	One Size	85096	\$36	K0040
<input type="checkbox"/> Foot Straps, Velcro (Pr.)		One Size	85102	\$51	K0040

Other types of vests and belts available, please see Vest and Belts Order Form

Accessories	Description	Measurements	Size	Part No.	USD Price	HCPCS
-------------	-------------	--------------	------	----------	-----------	-------



<input type="checkbox"/>	Pelvic Harness	A:6½ x B:7½"	0	89108-0	\$245	K0108
<input type="checkbox"/>	Pelvic Harness	A:8½ x B:8¾"	1	89108-1	\$245	K0108
<input type="checkbox"/>	Pelvic Harness	A:10½ x B:9¾"	2	89108-2	\$245	K0108



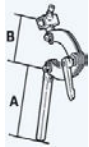
<input type="checkbox"/>	Upholstered Ankle Strap (Pr.)	A: 5½-7 x B:8½-10"	1	85426-1	\$185	K0108
<input type="checkbox"/>	Upholstered Ankle Strap (Pr.)	A: 6¼-7¾ x B:10-11¾"	2	85426-2	\$185	K0108
<input type="checkbox"/>	Upholstered Ankle Strap (Pr.)	A: 7-8½ x B:11-12½"	3	85426-3	\$185	K0108



<input type="checkbox"/>	Formed Footplates (Pr.) ♦	L: 8½"	1, 2	86147	\$165	
<input type="checkbox"/>	Formed Footplates (Pr.) ♦	L: 9¼"	3, 4	86148	\$165	

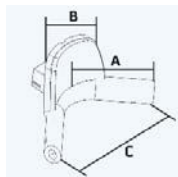
♦Footplate will need drilling by supplier once position is set

Description	Measurements	Size	Part No.	USD Price	HCPCS
-------------	--------------	------	----------	-----------	-------



Swing-away Mounting Brackets - Height, Depth, Angle and Lateral Adjustable					
<input type="checkbox"/>	Turtle Bar System ♦	A: 5", B: 4-8½"	Short	98619-25	\$230 E1028
<input type="checkbox"/>	Turtle Bar System ♦	A: 10", B: 4-8½"	Long	98619-26	\$230 E1028

♦Required with Anatomic Head Support; 5099001, 5099002 or 5099003



<input type="checkbox"/>	Anatomic Head Support ♦	A:5½ x B:5½ x C:9½"	Small	5099001	\$255	E0955
<input type="checkbox"/>	Head Support Cover (Required)		Small	9923-83	\$0	
<input type="checkbox"/>	Anatomic Head Support ♦	A:6 x B:5½ x C:10"	Medium	5099002	\$255	E0955
<input type="checkbox"/>	Head Support Cover (Required)		Medium	9945-83	\$0	
<input type="checkbox"/>	Anatomic Head Support ♦	A:6½ x B:5½ x C:12½"	Large	5099003	\$255	E0955
<input type="checkbox"/>	Head Support Cover (Required)		Large	9967-83	\$0	

♦ Turtle Bar System Short or Long Required; 98619-25 or 98619-26

XX = Turtle Bar Size

92 = Short Turtle Bar 93 = Long Turtle Bar



9971xxx-xx
9973xxx-xx

Adjustable Headrest without Dynamic Feature - Requires Bracket (see below)						
<input type="checkbox"/>	Adj. Width Headrest, Large Laterals, Black Cover ♦			99737xx-85	\$305	E0955
<input type="checkbox"/>	Adj. Width Headrest, Large Laterals, w/Speakers, Black Cover ♦♦			99717xx-85	\$405	E0955

♦♦Custom order; Approx. lead time: 6-8 weeks.

♦ Turtle Bar System Short or Long Required; x98619-25 or x98619-26



9975xxx-xx

Adjustable Headrest with Dynamic Feature - Requires Bracket (see below)						
<input type="checkbox"/>	Adj. Width Headrest, Large Laterals, Black Cover ♦			99736xx-85	\$385	E0955
<input type="checkbox"/>	Adj. Width Headrest, Large Laterals, w/Speakers, Black Cover ♦♦			99756xx-85	\$385	E0955

♦♦Custom order; Approx. lead time: 6-8 weeks.

♦ Turtle Bar System Short or Long Required; x98619-25 or x98619-26











<input type="checkbox"/>	Headband System for Anatomic Head Support Only		One Size	99500	\$230	E0955
--------------------------	--	--	----------	-------	-------	-------

<input type="checkbox"/>	Universal Headrest Mount ♦		One Size	87590	\$61	E1028
--------------------------	----------------------------	--	----------	-------	------	-------

♦Required when using other manufactures Head Support

Allows most Whitmyer, Stealth, Otto Bock headrest, I2I to mount to our products (x:panda, Serval, etc.). Please contact Customer Service for confirmation

Other types of headrest available, please see Head Supports Order Form

Accessories	Description	Measurements	Size	Part No.	USD Price	HCPCS
All trays require armrest						
	<input type="checkbox"/> Tray, Grey (Ea.) ••		1,2	8910720-1	\$115	E0950
	<input type="checkbox"/> Tray, Grey (Ea.) •• ••Custom order; Approx. lead time: 6-8 weeks.		3,4	8910720-2	\$115	E0950
	<input type="checkbox"/> Tray, Two-Rod System, Grey (Ea.)		1,2	8910725-1	\$115	E0950
	<input type="checkbox"/> Tray, Two-Rod System, Grey (Ea.)		2,3	8910725-2	\$115	E0950
	<input type="checkbox"/> Tray, Two-Rod System, Grey (Ea.)		4	8910725-3	\$115	E0950
	<input type="checkbox"/> Tray, Plastic, Grey		1,2	8976350	\$225	E0950
	<input type="checkbox"/> Toy Bar for Tray ♦ n/a on size 4 tray		1,2,3	8910740	\$230	
	<input type="checkbox"/> Grip Handle for Tray ♦, •• ♦ Does not work on size 4 x:panda ••Custom order; Approx. lead time: 6-8 weeks. Non-returnable item		1,2,3	8910750	\$405	
	<input type="checkbox"/> Activity Center ♦, •• ♦ Does not work on size 4 x:panda ••Custom order; Approx. lead time: 6-8 weeks. Non-returnable item		1,2,3	89250	\$810	
	<input type="checkbox"/> x:panda Canopy- Attaches to Seat ♦ ♦ For size 1 and 2 x:panda only		One Size	SN67-9901	\$140	
	<input type="checkbox"/> Stingray Canopy, Black fits x:panda size 1 & 2		1	8740110	\$330	
	<input type="checkbox"/> Stingray Canopy, Black fits x:panda size 3 & 4		2	8740120	\$330	
	<input type="checkbox"/> Holders for Stingray Canopy** **Required when ordering Stingray Canopy		One Size	9589100	\$46	

Mobility Bases	Description	Measurements	Size	Part No.	USD Price	HCPCS
----------------	-------------	--------------	------	----------	-----------	-------

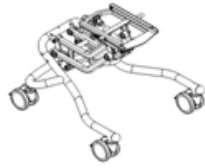
x:panda on High-Low Frames

→When selecting the x:panda on a High-Low:x base, suggested HCPCS do not apply

Indoor Models

Manual Lift

- High-Low:x Indoor sz 1 6½" - 12½" 132 lbs max 1,2 8911603-02 \$1,580 K0108
- High-Low:x Indoor sz 2 9¾" - 23¾" 132 lbs max 3 8911605-02 \$1,885 K0108



Power Lift

- High-Low:x Indoor sz 1 ●● 6½" - 12½" 132 lbs max 1,2 8911603-02EL \$2,905 K0108
- High-Low:x Indoor sz 2 ●● 9¾" - 24¾" 132 lbs max 3 8911605-02EL \$3,175 K0108
- High-Low:x Indoor sz 3♦ 12½" - 22" 220 lbs max 1,2,3,4 8911607-02EL \$3,240 K0108

♦Adapter not included.

●●Custom order; Approx. lead time: 6-8 weeks. Non-returnable item

- Adaptor for x:panda on High-Low:x 1,2,3 ♦ 1,2,3 8911610-98 \$175
- Adaptor for x:panda on High-Low:x 4 ♦ 4 8911610-99 \$175

♦Required when ordering High-Low:x sz 3 (8911607-02ELUS)



- Anti-Tip for Indoor High-Low:x Indoor One Size 89951-01 \$205



- Push Brace - Fixed Angle One Size 8910545 \$160



- Push Brace - Angle Adjustable; n/a on x:panda sz 4 1,2,3 8910555 \$385

Outdoor Models

Manual Lift

- High-Low:x Outdoor sz 1, Manual Lift - for x:panda sz 1 & 2 ● 1,2 8911613-02 \$2,445 E1233
- High-Low:x Outdoor sz 2, Manual Lift - for x:panda sz 3 1,2,3 8911615-02 \$3,260 E1233

●●Custom order; Approx. lead time: 6-8 weeks. Non-returnable item

Power Lift

- High-Low:x Outdoor sz 1, Power Lift - for x:panda sz 1 & 2 ●● 1,2 8911613-02EL \$3,360 E1233
- High-Low:x Outdoor sz 2, Power Lift - for x:panda sz 3 ●● 1,2,3 8911615-02EL \$3,870 E1233

●●Custom order; Approx. lead time: 6-8 weeks. Non-returnable item

High-Low:x Outdoor frame not available for x:panda size 4.



- Anti-Tip for Outdoor High-Low:x Indoor ●● One Size 89951-02 \$205

●●Custom order; Approx. lead time: 6-8 weeks.



- Transit Option for High-Low Outdoor Frame (Set) One Size 980910 \$200

x:panda on Stingray Frame

- Stingray Tilt-In-Space - for x:panda sz 1 & 2 One Size 8702212-XP \$2,955 E1233

(Individual Wheel Locks)
For use with x:panda size 1 (S,M,L) x:panda size 2 (S,M)

- Stingray Tilt-In-Space - for x:panda sz 1 & 2** One Size 8702222-XP \$3,400 E1233

(Central Wheel Locks)
**Required if using Vent Tray

For use with x:panda size 1 (S,M,L) x:panda size 2 (S,M)

- Transit Option for Stingray (Set) One Size 8720902 \$200

- O2 Tank Holder *●● 8776295 \$350 E2208

*Transit Option (9720902) is required

●●Custom order, Approx. lead time: 6-8 weeks. Non-returnable item



- Medical Essential Carrier One Size 8720600 \$97

- Vent Tray ♦* One Size 8776290 \$460 K0108

♦ Requires Central Wheel Locks

*44 lbs. weight capacity

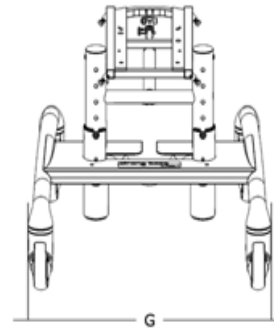
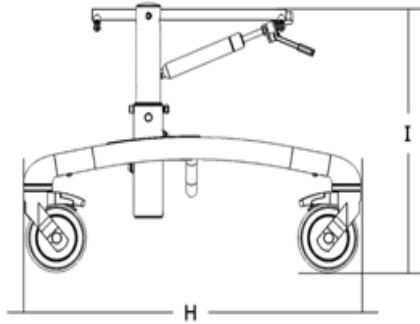


- IV Pole, Height Adjustable and Collapsible One Size C904566 \$200 K0105






- IV Pole Holder** 8776291 \$140

**Required if using IV Pole

R82 Strong Base for x:panda sz 4
USD Retail Price List/ Order Form

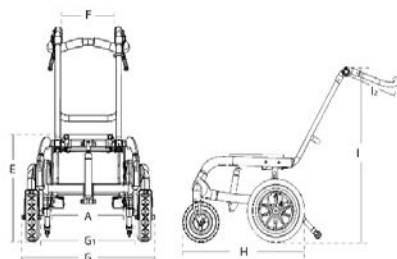


	Strong Base Manual adj. Inches	Strong Base Spindle adj. Inches
Frame width (G)	23½"	23½"
Frame length (H)	27¼"	27¼"
Height (I)	11¾-21¾"	11¾-21¾"
Top of x:panda 4 seat to floor	16½-26½"	16½-26½"
Top of Panda 5 seat to floor	17¾-27½"	17¾-27½"
Angling of base plate	-10 - +25°	-10 - +25°
Weight	31 lbs.	34¼ lbs.
Max. load	264 lbs.	264 lbs.

Mobility Bases	Description	Measurements	Size	Part No.	USD Price HCPCS
	<input type="checkbox"/> Strong Base, Manual Lift - for x:panda sz 4 ●● ●● <i>Custom order; Approx. lead time: 6-8 weeks. Non-returnable item</i>		One Size	89508-1M	\$1,710
	<input type="checkbox"/> Strong Base with Spindle - for x:panda sz 4 ●● ●● <i>Custom order; Approx. lead time: 6-8 weeks. Non-returnable item</i>		One Size	89508-1S	\$1,935
	<input type="checkbox"/> Adapter for Strong Base (Required) ●● <i>Custom order; Approx. lead time: 6-8 weeks. Non-returnable item</i>		One Size	8911610-99L	\$200
	<input type="checkbox"/> Push Brace - Fixed Angle		One Size	8910545	\$160
	<input type="checkbox"/> Angle Adjustable Push Brace, Long		One Size	8910565	\$295

R82 Multi Frame

USD Retail Price List/ Order Form



	Size 1 Inches	Size 2 Inches	Size 3 Inches
Width, inside (A)	13½"	15¼"	17¼"
Height floor to basic plate (E) (top/mid/bottom pos.)	15½/16¾/18"	15½/16¾/18"	15½/16¾/18"
Back width, inside (F)	9¾"	11½"	13½"
Overall width 12½" (G)	23¼"	25¼"	27¼"
Overall width 22" (G)	23¼"	25¼"	27¼"
Distance between wheels w/drum brakes (G1)	17"	19"	20¾"
Distance between wheels wo/drum brakes (G1)	17¼"	19¼"	21¼"
Length, with 12½" (22") wheels(H)	25¼" (29½")	25¼" (29½")	27¼" (31½")
Overall height push brace 15°(I)	36"	36"	36"
Overall height push brace 30° (I)	33½"	33½"	33½"
Push brace length (I2)	8¾"	8¾"	8¾"
Folded height, w/ 12½" (22")back wheels (mid position)	18½" (22")	18½" (22")	18½" (22")
Folded length, with 12½" (22")	28¾" (33½")	28¾" (33½")	30¾" (35½")
Max load	220.4 lbs.	220.4 lbs.	220.4 lbs.



- HCPCS**
- Size 1 E1233
 - Size 2 E1233
 - Size 3 E1161
 - Silver
 - 12½" air, black, incl. wheel brake
 - 22" air, grey, incl. wheel brake
 - 12½" solid, black, incl. wheel brake
 - 22" solid, grey, incl. wheel brake
 - Standard brake - see above
 - Drum Brake for 12½" - Upcharge
 - Drum brake for 22" - Upcharge
 - 7" x 2" Pneumatic Caster Tires
 - 7" x 2" Solid Caster Tires
 - Gradual back angling
 - Gradual back angling, w/ additional dep
- 97 X 1 X X X X
- 1
2
3

1

1
2
4
5

0
1
2

1
2

1
2



Description	Measurements	Size	Part No.	USD Price	HCPCS
-------------	--------------	------	----------	-----------	-------

- Wheelchair Frame with 12½" Rear Wheels 97x140x10 \$2,350
- Wheelchair Frame with 22" Rear Wheels 97x150x10 \$2,950
- Drum Brakes, 12½" or 22" Rear Wheels (Upcharge) \$285

Most Common Configuration:




- Multi Frame sz 3, Silver, 7x2", 12½" Solid Tire, Std. Wheel Locks 973140210 \$2,350

••All other configurations are a custom order; Approx. lead time: 6-8 weeks. Non-returnable item


Accessories	Description	Measurements	Size	Part No.	USD Price	HCPCS
Adaptor is required for x:panda size 1, 2 & 3. The x:panda size 3 can also be permanently mounted on the Multi Frame without an adaptor.						
	<input type="checkbox"/> Adaptor for x:panda on Multi Frame - for x:panda sz 1, 2 & 3			8911610-98	\$175	
	<input type="checkbox"/> Adaptor for x:panda on Multi Frame sz 3 - for x:panda sz 4 ♦			8911610-99	\$175	
	♦ Adaptor is required on x:panda sz 4					
	<input type="checkbox"/> Anti-Tips			970957	\$145	E0971
	<input type="checkbox"/> Transit Option for Multi Frame			970905	\$200	
	<input type="checkbox"/> Vent Tray for Multi Frame sz 2 & 3 ●●			970815	\$450	E1029
	●●Custom order; Approx. lead time: 6-8 weeks.					

Description	Measurements	Part No.	USD Price	HCPCS
-------------	--------------	----------	-----------	-------



The following Foot Support options are for the High-Low:x, Strong Base, Stingray, Multi Frame & Multi Frame:x

	<input type="checkbox"/> Footplate, Angle & Height Adj. 12" x 7 1/2"			95145-1	\$115	K0040
	<input type="checkbox"/> Footplate, Angle & Height Adj. 14" x 9"			85145-2	\$115	K0040
	<input type="checkbox"/> Footplate, Angle & Height Adj. ♦ 14" x 9"			95145-2	\$115	K0040
	<input type="checkbox"/> Footplate, Angle & Height Adj. ♦ 16" x 9 1/2"			95145-3	\$115	K0040
	<input type="checkbox"/> Footplate, Angle & Height Adj. ♦ 18 3/4" x 9 1/2"			95145-4	\$115	K0040
	♦ Includes 4" mounting fitting					
	<input type="checkbox"/> Mounting for footplate, for higher fitting**			85135	\$59	
	**To be used with 8910821-x					



Footplates must include a mounting bar below

	<input type="checkbox"/> Elevating Footplate Mounting Bar 6" - 10 1/2"			8910821-1	\$145	K0108
	<input type="checkbox"/> Elevating Footplate Mounting Bar 6" - 14 1/2"			8910821-2	\$145	K0108
	<input type="checkbox"/> Elevating Footplate Mounting Bar 6" - 17"			8910821-3	\$145	K0108

Description	Measurements	Part No.	USD Price	HCPCS
-------------	--------------	----------	-----------	-------

	<input type="checkbox"/> Multi Adj. Foot Support ●● 6" - 10 1/2"			8910852-1	\$405	K0108
	<input type="checkbox"/> Multi Adj. Foot Support ●● 6" - 14 1/2"			8910852-2	\$405	K0108
	<input type="checkbox"/> Multi Adj. Foot Support ●● 6" - 17"			8910852-3	\$405	K0108
	●●Custom order; Approx. lead time: 6-8 weeks.					
	<input type="checkbox"/> Width Extension - Multi-Adj. Foot Support ●●			8910855	\$77	
	●●Custom order; Approx. lead time: 6-8 weeks. Non-returnable item					

Description	Measurements	Part No.	USD Price	HCPCS
-------------	--------------	----------	-----------	-------

	<input type="checkbox"/> Individual Foot Supports (Pr.) ●● 7" x 3"			89143-1	\$405	
	<input type="checkbox"/> Individual Foot Supports (Pr.) ●● 8 1/2" x 3 1/2"			89143-2	\$405	
	<input type="checkbox"/> Individual Foot Supports (Pr.) ●● 9 1/2" x 4 1/2"			89143-3	\$405	
	●●Custom order; Approx. lead time: 6-8 weeks.					
	<input type="checkbox"/> Dual Elevating Footplate Mount Bar 6" - 10 1/2"			8910841-1	\$145	
	<input type="checkbox"/> Dual Elevating Footplate Mount Bar 6" - 14 1/2"			8910841-2	\$145	
	<input type="checkbox"/> Dual Elevating Footplate Mount Bar 6" - 17"			8910841-3	\$145	
	●●Custom order; Approx. lead time: 6-8 weeks.					

HCPCS codes are provided for your convenience and are NOT to be considered billing or legal advice. Providers are responsible for insuring that all appropriate billing codes are used when submitting claims. Proper use of HCPCS codes does not insure coverage or payment. Contact the appropriate payer for coverage information.